

General information about company

Scrip code	532698
NSE Symbol	NITINSPIN
MSEI Symbol	NOTLISTED
ISIN	INE229H01012
Name of the company	NITIN SPINNERS LIMITED
Whether company is SME	No
Class of Security	Equity Shares
Type of report	Quarterly
Quarter Ended / Half year ended/Date of Report (For Prelisting / Allotment)	31-12-2023
Date of allotment / extinguishment (in case Capital Restructuring selected) / Listing Date	
Shareholding pattern filed under	Regulation 31 (1) (b)
Whether the listed entity is Public Sector Undertaking (PSU)?	No



Declaration

Sr. No.	Particular	Yes/No	Promoter and Promoter Group	Public shareholder	Non Promoter- Non Public
1	Whether the Listed Entity has issued any partly paid up shares?	No	No	No	No
2	Whether the Listed Entity has issued any Convertible Securities ?	No	No	No	No
3	Whether the Listed Entity has issued any Warrants ?	No	No	No	No
4	Whether the Listed Entity has any shares against which depository receipts are issued?	No	No	No	No
5	Whether the Listed Entity has any shares in locked-in?	No	No	No	No
6	Whether any shares held by promoters are pledge or otherwise encumbered?	No	No		
7	Whether company has equity shares with differential voting rights?	No	No	No	No
8	Whether the listed entity has any significant beneficial owner?	Yes			



Table I - SUMMARY STATEMENT HOLDING OF SPECIFIED SECURITIES

Category (I)	Category of shareholder (II)	No.s of Share holders (III)	No. of fully paid up equity Share held (IV)	No.s of Partly paid-up equity Share held (V)	No. of shares underlying Depository Receipts (VI)	Total nos. shares held (VII)= (IV)+(V)+(VI)	Shareholding as a % of total no. of shares (calculated as per SCRR,1957) (VIII) As a % of (A+B+C2)	Number of Voting Rights held in each class of securities (IX)			No. of Shares Underlying Outstanding convertible securities (including Warrants) (X)	Shareholding, as a % assuming full conversion of convertible securities (as a % of diluted share capital) (XI)=(VII)+(X) As a % of (A+B+C2)	Number of Locked in shares (XII)		Number of Shares pledged or otherwise encumbered (XIII)		Number of equity shares held in dematerialized form (XIV)	
								No of Voting Rights		Total as a % of (A+B+C)			No. (a)	As a % of total shares held (b)	No. (a)	As a % of total shares held (b)		
								Class Equity x	Class Others y									Total
(A)	Promoter & Promoter Group	10	31715000	0	0	31715000	56.4123	31715000	0	31715000	56.4123	0	56.4123	0	0.0000	0	0.0000	31715000
(B)	Public	32324	24505000	0	0	24505000	43.5877	24505000	0	24505000	43.5877	0	43.5877	0	0.0000	0	0.0000	24505000
(C)	Non Promoter-Non Public	0	0	0	0	0	0	0	0	0	0.0000	0	0.0000	0	0.0000	NA	NA	0
(C1)	Shares underlying DRs	0	0	0	0	0	NA	0	0	0	0.0000	0	0.0000	0	0.0000	NA	NA	0
(C2)	Shares held by Employee Trusts	0	0	0	0	0	0	0	0	0	0.0000	0	0.0000	0	0.0000	NA	NA	0
	Total	32334	56220000	0	0	56220000		56220000	0	56220000	100.0000	0	100.0000	0	0.0000			56220000



Table II - STATEMENT SHOWING SHAREHOLDING PATTERN OF THE PROMOTER AND PROMOTER GROUP

Category & Name of the shareholders (I)	Entity Type	PAN (II)	No of Share holders (III)	No of fully paid up equity Shares held (IV)	Partly paid-up equity Share held (V)	No. of shares underlying Depository Receipts (VI)	Total nos. shares held (VII)=(IV)+(V)+(VI)	Shareholding % calculated as per SCRR,1957 As a % of (A+B+C 2) (VIII)	Number of Voting Rights held in each class of securities (IX)			No. of Shares Underlying Outstanding convertible securities (including Warrants) (X)	Shareholding, as a % assuming full conversion of convertible securities (as a % of diluted)	Number of Locked in shares (XII)		Number of Shares pledged or otherwise encumbered (XIII)		Number of equity shares held in dematerialized form (XIV)	
									No of Voting Rights		Total as a % of (A+B+C)			No. (a)	As a % of total shares held (b)	No. (a)	As a % of total shares held (b)		
									Class Equity	Class Others									Total
1 Indian																			
(a) Individuals/Hindu undivided Family																			
RATAN LAL NOLKHA HUF	Promoter Group	AABHR2074Q	1	1650000	0	0	1650000	2.9349	1650000	0	1650000	2.9349	0	2.9349	0	0.0000	0	0.0000	1650000
DINESH NOLKHA	Promoter Group	AAEHD7954C	1	360000	0	0	360000	0.6403	360000	0	360000	0.6403	0	0.6403	0	0.0000	0	0.0000	360000
NITIN NOLAKHA	Promoter	AAEHN9279E	1	205000	0	0	205000	0.3646	205000	0	205000	0.3646	0	0.3646	0	0.0000	0	0.0000	205000
DINESH NOLKHA	Promoter	AAJPN4579N	1	1155000	0	0	1155000	2.0544	1155000	0	1155000	2.0544	0	2.0544	0	0.0000	0	0.0000	1155000
KRISHNA NOLKHA	Promoter Group	AAJPN4588R	1	270000	0	0	270000	0.4803	270000	0	270000	0.4803	0	0.4803	0	0.0000	0	0.0000	270000
SUSHILA DEVI NOLKHA	Promoter	AAJPN4620J	1	780000	0	0	780000	13.8741	780000	0	780000	13.8741	0	13.8741	0	0.0000	0	0.0000	780000
NITIN NOLAKHA	Promoter	ABEPN3269K	1	1850000	0	0	1850000	3.2906	1850000	0	1850000	3.2906	0	3.2906	0	0.0000	0	0.0000	1850000
RANJEETA NOLAKHA	Promoter Group	AMJPS8382C	1	190000	0	0	190000	0.3380	190000	0	190000	0.3380	0	0.3380	0	0.0000	0	0.0000	190000
PRATYUSH NOLAKHA	Promoter Group	AMVFN2421K	1	260000	0	0	260000	0.4625	260000	0	260000	0.4625	0	0.4625	0	0.0000	0	0.0000	260000
Total			9	13740000	0	0	13740000	24.4397	13740000	0	13740000	24.4397	0	24.4397	0	0.0000	0	0.0000	13740000
(b) Central Government/State Government(s)																			
Total			0	0	0	0	0	0.0000	0	0	0	0.0000	0	0.0000	0	0.0000	0	0.0000	0
(c) Financial Institutions/Banks																			
Total			0	0	0	0	0	0.0000	0	0	0	0.0000	0	0.0000	0	0.0000	0	0.0000	0
(d) Any Other (BODIES CORPORATE)																			
REDIAL TRADING AND INVESTMENT PRIVATE LIMITED	Promoter	AAACR7077H	1	17975000	0	0	17975000	31.9726	17975000	0	17975000	31.9726	0	31.9726	0	0.0000	0	0.0000	17975000
Total			1	17975000	0	0	17975000	31.9726	17975000	0	17975000	31.9726	0	31.9726	0	0.0000	0	0.0000	17975000
Sub-Total (A)(1)			10	31715000	0	0	31715000	56.4123	31715000	0	31715000	56.4123	0	56.4123	0	0.0000	0	0.0000	31715000
2 Foreign																			
(a) Individuals (Non-Resident Individuals/Foreign Individuals)																			
Total			0	0	0	0	0	0.0000	0	0	0	0.0000	0	0.0000	0	0.0000	0	0.0000	0
(c) Institutions																			
Total			0	0	0	0	0	0.0000	0	0	0	0.0000	0	0.0000	0	0.0000	0	0.0000	0
Sub-Total (A)(2)			0	0	0	0	0	0.0000	0	0	0	0.0000	0	0.0000	0	0.0000	0	0.0000	0
Total Shareholding of Promoters			10	31715000	0	0	31715000	56.4123	31715000	0	31715000	56.4123	0	56.4123	0	0.0000	0	0.0000	31715000

Details of Shares which remain unclaimed may be given hear along with details such as number of shareholders, outstanding shares held in demat/unclaimed suspense account, voting rights which are frozen etc.

Note:
 (1) PAN would not be displayed on website of Stock Exchange(s).
 (2) The term "Encumbrance" has the same meaning as assigned under regulation 28(3) of SEBI (Substantial Acquisition of Shares and Takeovers) Regulations, 2011.



Table III - STATEMENT SHOWING SHAREHOLDING PATTERN OF THE PUBLIC SHAREHOLDER

Category & Name of the shareholders (I)	PAN (II)	No. of Share holders (III)	No. of fully paid up equity Share held (IV)	Partly paid-up equity Share held (V)	No. of shares underlying Depository Receipts (VI)	Total nos. shares held (IV)+(V)+(VI)	Shareholding % calculated as per SCRR, 1957 As a % of (A+B+C2) (VII)	Number of Voting Rights held in each class of securities (IX)			No. of Shares Underlying Outstanding convertible securities (including Warrants) (X)	Total Shareholding, as a % assuming full conversion of convertible securities(as a percentage of diluted share capital) (XI)=(VII)+(X) As a % of (A+B+C2)	Number of Locked in shares (XII)		Number of Shares pledged or otherwise encumbered (XIII)		Number of equity shares held in dematerialize form (XIV)	Sub-categorization of shares (XV)		
								No of Voting Rights		Total as a % of Total Voting Rights			No. (a)	As a % of total shares held (b)	No. (Not applicable) (c)	As a % of total shares held (d)		Sub-category (i)	Sub-category (ii)	Sub-category (iii)
								Class Equity	Class Others											
1 Institutions (Domestic)																				
(a) Mutual Funds		8	7489886	0	0	7489886	13.3225	7489886	0	7489886	13.3225	0	0.0000	NA	NA	7489886				
BANDHAN SMALL CAP FUND	AAETS9556K	1	1600907	0	0	1600907	2.8476	1600907	0	1600907	2.8476	0	0.0000	NA	NA	1600907				
HSBC SMALL CAP FUND	AAATH2467G	1	1305102	0	0	1305102	2.3214	1305102	0	1305102	2.3214	0	0.0000	NA	NA	1305102				
MAHINDRA MANULIFE MULTI CAP FUND	AAETM4106F	1	633532	0	0	633532	1.1269	633532	0	633532	1.1269	0	0.0000	NA	NA	633532				
MAHINDRA MANULIFE SMALL CAP FUND	AAETM4106F	1	1007744	0	0	1007744	1.7925	1007744	0	1007744	1.7925	0	0.0000	NA	NA	1007744				
QUANT MUTUAL FUND - QUANT SMALL CAP FUND	AAATE0120D	1	2730499	0	0	2730499	4.8568	2730499	0	2730499	4.8568	0	0.0000	NA	NA	2730499				
(b) Venture Capital Funds		0	0	0	0	0	0.0000	0	0	0.0000	0	0.0000	NA	NA	0					
(c) Alternate Investment Funds		0	0	0	0	0	0.0000	0	0	0.0000	0	0.0000	NA	NA	0					
(d) Banks		0	0	0	0	0	0.0000	0	0	0.0000	0	0.0000	NA	NA	0					
(e) Insurance Companies		0	0	0	0	0	0.0000	0	0	0.0000	0	0.0000	NA	NA	0					
(f) Provident / Pension Funds		0	0	0	0	0	0.0000	0	0	0.0000	0	0.0000	NA	NA	0					
(g) Asset Reconstruction Companies		0	0	0	0	0	0.0000	0	0	0.0000	0	0.0000	NA	NA	0					
(h) Sovereign Wealth Funds		0	0	0	0	0	0.0000	0	0	0.0000	0	0.0000	NA	NA	0					
(i) NBFCs registered with RBI		0	0	0	0	0	0.0000	0	0	0.0000	0	0.0000	NA	NA	0					
(j) Other Financial Institutions		0	0	0	0	0	0.0000	0	0	0.0000	0	0.0000	NA	NA	0					
SUB TOTAL (B)(1)		8	7489886	0	0	7489886	13.3225	7489886	0	7489886	13.3225	0	0.0000	NA	NA	7489886				
2 Institutions (Foreign)																				
(a) Foreign Direct Investment		0	0	0	0	0	0.0000	0	0	0.0000	0	0.0000	NA	NA	0					
(b) Foreign Venture Capital Investors		0	0	0	0	0	0.0000	0	0	0.0000	0	0.0000	NA	NA	0					
(c) Foreign Sovereign Wealth Funds		0	0	0	0	0	0.0000	0	0	0.0000	0	0.0000	NA	NA	0					
(d) Foreign Portfolio Investors Category I		9	494884	0	0	494884	0.8803	494884	0	494884	0.8803	0	0.0000	NA	NA	494884				
(e) Foreign Portfolio Investors Category II		2	120020	0	0	120020	0.2135	120020	0	120020	0.2135	0	0.0000	NA	NA	120020				
(f) OVERSEAS DEPOSITORIES (Holding DRs) (Balancing Figure)		0	0	0	0	0	0.0000	0	0	0.0000	0	0.0000	NA	NA	0					
SUB TOTAL (B)(2)		11	614904	0	0	614904	1.0937	614904	0	614904	1.0937	0	0.0000	NA	NA	614904				
3 Central Government / State Government																				
(a) Central Government / President of India		0	0	0	0	0	0.0000	0	0	0.0000	0	0.0000	NA	NA	0					
(b) State Government / Governor		0	0	0	0	0	0.0000	0	0	0.0000	0	0.0000	NA	NA	0					
(c) Central/State Govt. shareholding by Cos or Bodies Corp		0	0	0	0	0	0.0000	0	0	0.0000	0	0.0000	NA	NA	0					
SUB TOTAL (B)(3)		0	0	0	0	0	0.0000	0	0	0.0000	0	0.0000	NA	NA	0					
4 Non-institutions																				
(a) Associate Companies / Subsidiaries		0	0	0	0	0	0.0000	0	0	0.0000	0	0.0000	NA	NA	0					
(b) Directors And their relatives (Non-Promoter)		0	0	0	0	0	0.0000	0	0	0.0000	0	0.0000	NA	NA	0					
(c) Key Managerial Personnel		0	0	0	0	0	0.0000	0	0	0.0000	0	0.0000	NA	NA	0					
(d) Relatives of Promoters (Non-Promoter)		0	0	0	0	0	0.0000	0	0	0.0000	0	0.0000	NA	NA	0					
(e) Trusts (Non-Promoter)		0	0	0	0	0	0.0000	0	0	0.0000	0	0.0000	NA	NA	0					
(f) Investor Education and Protection Fund (IEPF)		1	59135	0	0	59135	0.1052	59135	0	59135	0.1052	0	0.0000	NA	NA	59135				
(g) Individuals - i. Individual shareholders holding nominal share capital up to Rs. 2 lakhs.		30762	9026409	0	0	9026409	16.0555	9026409	0	9026409	16.0555	0	0.0000	NA	NA	9026409				
(h) INDIVIDUAL - ii. Individual shareholders holding nominal share capital in excess of Rs. 2 lakhs.		62	4471922	0	0	4471922	7.9543	4471922	0	4471922	7.9543	0	0.0000	NA	NA	4471922				
AJAY KUMAR AGGARWAL	AANPA0334J	1	564040	0	0	564040	1.0033	564040	0	564040	1.0033	0	0.0000	NA	NA	564040				
(i) NON RESIDENT INDIANS (NRIs)		635	903079	0	0	903079	1.6063	903079	0	903079	1.6063	0	0.0000	NA	NA	903079				
(j) FOREIGN NATIONALS		0	0	0	0	0	0.0000	0	0	0.0000	0	0.0000	NA	NA	0					
(k) Foreign Companies		0	0	0	0	0	0.0000	0	0	0.0000	0	0.0000	NA	NA	0					
(l) BODIES CORPORATE		196	1171026	0	0	1171026	2.0829	1171026	0	1171026	2.0829	0	0.0000	NA	NA	1171026				
(m) Any Other(CLEARING MEMBER)		15	185883	0	0	185883	0.3306	185883	0	185883	0.3306	0	0.0000	NA	NA	185883				
(m) Any Other(HINDU UNDIVIDED FAMILY)		631	581206	0	0	581206	1.0338	581206	0	581206	1.0338	0	0.0000	NA	NA	581206				
(m) Any Other(TRUSTS)		3	1550	0	0	1550	0.0028	1550	0	1550	0.0028	0	0.0000	NA	NA	1550				
SUB TOTAL (B)(4)		32305	16400210	0	0	16400210	29.1715	16400210	0	16400210	29.1715	0	0.0000	NA	NA	16400210				
Total Public Shareholding (B) = (B)(1)+(B)(2)+(B)(3)		32324	24505000	0	0	24505000	43.5877	24505000	0	24505000	43.5877	0	0.0000	NA	NA	24505000				

Details of the shareholders acting as persons in Concert including their Shareholding (No. and %): 0

Details of Shares which remain unclaimed may be given here along with details such as number of shareholders, outstanding shares held in demat/unclaimed suspense account, voting rights which are frozen etc.

Notes:

- (1) PAN would not be displayed on website of Stock Exchange(s).
- (2) The above format needs to be disclosed along with the names of the shareholders holding 1% or more than 1% of shares of the listed entity. Column no. (XIII) is not applicable in the above format.
- (3) W.r.t. the information pertaining to Depository Receipts, the same may be disclosed in the respective columns to the extent information available and the balance to be disclosed as held by custodian.
- (4) Categorization and disclosure of each shareholder category should be carried out in the order prescribed in the above format. If a shareholder is falling under more than one category, then the same shall be classified in the category falling first in the order prescribed in the above format. Shareholding under any of the categories shall be unique and will not be duplicated under multiple categories.
- (5) Sub-categorization of shares under column no. (XV) will be based on shareholding (no. of shares) under the following sub-categories:
 - (i) Shareholders who are represented by a nominee Director on the board of the listed entity or have the right to nominate a representative (i.e. Director) on the board of the listed entity.
 - (ii) Shareholders who have entered into shareholder agreement with the listed entity.
 - (iii) Shareholders acting as persons in concert with promoters.




Table IV - STATEMENT SHOWING SHAREHOLDING PATTERN OF THE NON PROMOTER - NON PUBLIC SHAREHOLDER

Category & Name of the shareholders (I)	PAN (II)	No. of Share holders (III)	No. of fully paid up equity Share held (IV)	Partly paid-up equity Share held (V)	No.s of shares underlying Depository Receipts (VI)	Total no. shares held (VII)= (IV)+(V)+(VI)	Shareholding % calculated as per SCRR,1957 As a % of (A+B+C2) (VIII)	Number of Voting Rights held in each class of securities (IX)			No. of Shares Underlying Outstanding convertible securities (including Warrants) (X)	Total Shareholding, as a % assuming full conversion of convertible securities (as a % of diluted share capital) (XI)=(VII)+(X) As a % of (A+B+C2)	Number of Locked in shares (XII)		Number of Shares pledged or otherwise encumbered (XIII)		Number of equity shares held in dematerialized form (XIV)	
								No of Voting Rights		Total as a % of (A+B+C)			No. (a)	As a % of total shares held (b)	No. (Not applicable) (a)	As a % of total shares held (Not applicable)		
								Class Equity x	Class Others y									Total
1 Custodian/DR Holder			0	0	0	0	0.0000	0	0	0	0.0000	0	0.0000	0	0.0000	NA	NA	0
0			0	0	0	0	0.0000	0	0	0	0.0000	0	0.0000	0	0.0000	NA	NA	0
Total Non Promoter- Non Public Shareholding (C)=(1)+(C)(2)			0	0	0	0	0.0000	0	0	0	0.0000	0	0.0000	0	0.0000	NA	NA	0

Note

- (1) PAN would not be displayed on website of Stock Exchange(s).
- (2) The above format needs to disclose name of all holders holding more than 1% of total number of shares.
- (3) W.r.t. the information pertaining to Depository Receipts, the same may be disclosed in the respective columns to the extent information available.





Table VI - Statement showing foreign ownership limits

Particular	Approved limits (%)	Limits utilized (%)
As on shareholding date	100	4.97
As on the end of previous 1st quarter	100	5.65
As on the end of previous 2nd quarter	100	7.35
As on the end of previous 3rd quarter	100	10.69
As on the end of previous 4th quarter	100	10.74



significant beneficial owners																
Sr. No.	Details of the SBO					Details of the registered owner					Details of holding/ exercise of right of the SBO in the reporting company, whether direct or indirect*:					Date of creation / acquisition of significant beneficial interest
	Name	PAN	Passport No. in case of a foreign national	Nationality	Nationality (Applicable in case of Any other is selected)	Name	PAN	Passport No. in case of a foreign national	Nationality	Nationality (Applicable in case of Any other is selected)	Whether by virtue of:					
											Shares	Voting rights	Rights on distributable dividend or any other distribution	Exercise of control	Exercise of significant influence	
1	DINESH NOLKHA	AAJPN4579N		India		RATAN LAL NOLKHA HUF	AABHR2074Q		India		2.93			No	Yes	01-05-2019
Total:											2.93	0	0			
2	SUSHILA DEVI NOLKHA	AAJPN4620J		India		REDIAL TRADING AND INVESTMENT PVT LTD	AAACR7077H		India		45.84			No	Yes	30-11-1992
Total:											45.84	0	0			
3	DINESH NOLKHA	AAJPN4579N		India		REDIAL TRADING AND INVESTMENT PVT LTD	AAACR7077H		India		2.05			No	Yes	01-05-2019
4	DINESH NOLKHA	AAJPN4579N		India		DINESH NOLKHA HUF	AAEHD7954C		India		0.64			No	No	15-11-2004
Total:											51.46	0	0			
5	KRISHNA NOLKHA	AAJPN4588R		India		REDIAL TRADING AND INVESTMENT PVT LTD	AAACR7077H		India		0.48			No	Yes	01-05-2019
Total:											0.48	0	0			
6	NITIN NOLAKHA	ABEPN3269K		India		REDIAL TRADING AND INVESTMENT PVT LTD	AAACR7077H		India		3.29			No	Yes	01-05-2019
7	NITIN NOLAKHA	ABEPN3269K		India		NITIN NOLAKHA HUF	AAEHN9279E		India		0.36			No	No	11-02-2011
Total:											3.65	0	0			
8	RANJEETA NOLKHA	AMJPS8382C		India		REDIAL TRADING AND INVESTMENT PVT LTD	AAACR7077H		India		0.33			No	Yes	01-05-2019
Total:											0.33	0	0			

