



# NITIN SPINNERS LTD.



REF: NSL/SG/2025-26  
Date : 13.05.2025

**BSE Ltd.**  
Phiroze Jeejeebhoy Towers  
Dalal Street  
Mumbai – 400 001

**National Stock Exchange of India Ltd.**  
Exchange Plaza, C-1, Block G,  
BandraKurla Complex,  
Bandra (E),  
Mumbai – 400 051.  
Company ID - NITINSPIN

Company Code – 532698

**Sub. : Investors' Presentation on the Financial Results for the Quarter and Year ended 31<sup>st</sup> March, 2025 in pursuant to Regulation 30 of the SEBI (Listing Obligation and Disclosure Requirements) Regulations, 2015**

Dear Sir/ Madam,

Pursuant to the provisions of Regulation 30 of the SEBI (Listing Obligation and Disclosure Requirements) Regulations 2015, please find attached copy of Investors' Presentation on the Financial Results for Quarter and Year ended 31<sup>st</sup> March, 2025. The same is also available on the website of the Company [www.nitinspinners.com](http://www.nitinspinners.com).

Thanking you,  
Yours faithfully,  
For- Nitin Spinners Ltd.

(Sudhir Garg)  
Company Secretary & VP (Legal)  
M.No. ACS 9684

Encl. a/a

CIN. : L17111RJ1992PLC006987


Regd. Office & Plant : 16-17 Km. Stone, Chittor Road, Hamirgarh, Bhilwara (Raj.) 311 025  
Tel. : 286110 to113, E-mail : [nsi@nitinspinners.com](mailto:nsi@nitinspinners.com), Website : [www.nitinspinners.com](http://www.nitinspinners.com)

**SUPIMA®**  
WORLD'S FINEST COTTONS



**USTERIZED®**





**NITIN SPINNERS LIMITED**  
**Q4 FY2025**  
**Investor Presentation**



This presentation and the accompanying slides (the “Presentation”), which have been prepared by **Nitin Spinners Limited (the “Company”)**, have been prepared solely for information purposes and do not constitute any offer, recommendation or invitation to purchase or subscribe for any securities, and shall not form the basis or be relied on in connection with any contract or binding commitment whatsoever. No offering of securities of the Company will be made except by means of a statutory offering document containing detailed information about the Company.

This Presentation has been prepared by the Company based on information and data which the Company considers reliable, but the Company makes no representation or warranty, express or implied, whatsoever, and no reliance shall be placed on, the truth, accuracy, completeness, fairness and reasonableness of the contents of this Presentation. This Presentation may not be all inclusive and may not contain all of the information that you may consider material. Any liability in respect of the contents of, or any omission from, this Presentation is expressly excluded.

This presentation contains certain forward looking statements concerning the Company’s future business prospects and business profitability, which are subject to a number of risks and uncertainties and the actual results could materially differ from those in such forward looking statements. The risks and uncertainties relating to these statements include, but are not limited to, risks and uncertainties regarding fluctuations in earnings, our ability to manage growth, competition (both domestic and international), economic growth in India and abroad, ability to attract and retain highly skilled professionals, time and cost over runs on contracts, our ability to manage our international operations, government policies and actions regulations, interest and other fiscal costs generally prevailing in the economy. The Company does not undertake to make any announcement in case any of these forward looking statements become materially incorrect in future or update any forward looking statements made from time to time by or on behalf of the Company.





**Commenting on the results, Mr. Dinesh Nolkha – Chairman and Managing Director said:**  
*“The performance during the year reflects a phase of stable, controlled growth in a dynamic operating environment. The business landscape showed signs of recovery, supported by a gradual pickup in demand across domestic and international markets and stable cotton prices.*

*Operational discipline and cost efficiency remained central to execution. Expanded capacities during the year were optimally utilised.*

*With favorable sectoral trends, steady demand momentum, and a continued focus on value addition, we are optimistic about the prospects for FY26.”*

Revenue

**Rs. 3,305.65 Crs**  
⬆️ 14% YoY



EBITDA

**Rs. 471.43 Crs**  
⬆️ 25% YoY



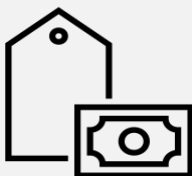
PAT

**Rs. 175.43 Crs**  
⬆️ 33% YoY



EPS

**Rs. 31.20**



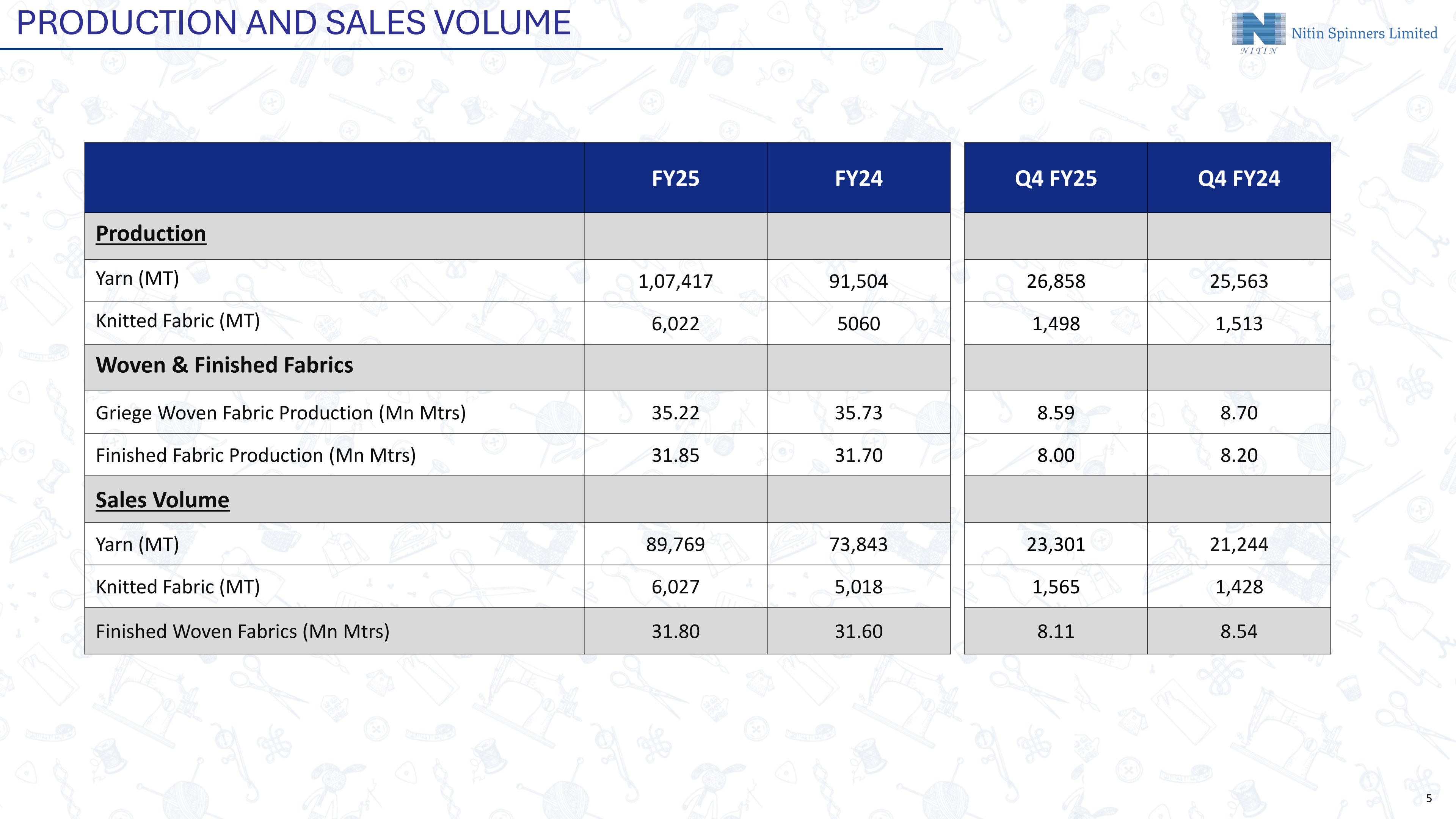
	FY25		FY24	
<u>Products</u>	Rs. Crs	%	Rs. Crs	%
Yarn	2,402.0	72.7%	2,019.9	69.5%
Fabrics	730.2	22.1%	716.6	24.7%
Others	173.5	5.2%	169.2	5.8%
<b>Total</b>	<b>3,305.7</b>	<b>100%</b>	<b>2,905.7</b>	<b>100%</b>

Q4 FY25		Q4 FY24	
Rs. Crs	%	Rs. Crs	%
613.0	72.9%	562.4	70.2%
181.5	21.6%	190.6	23.8%
46.6	5.5%	47.6	6.0%
<b>841.3</b>	<b>100%</b>	<b>800.7</b>	<b>100%</b>

	FY25		FY24	
<u>Geographical Split</u>	Rs. Crs	%	Rs. Crs	%
Exports	2,111.1	63.9%	1,704.3	58.7%
Domestic	1,194.6	36.1%	1,201.4	41.3%
<b>Total</b>	<b>3,305.7</b>	<b>100%</b>	<b>2,905.7</b>	<b>100%</b>

Q4 FY25		Q4 FY24	
Rs. Crs	%	Rs. Crs	%
531.6	63.2%	473.3	59.1%
309.7	36.8%	327.5	40.9%
<b>841.3</b>	<b>100%</b>	<b>800.7</b>	<b>100%</b>





# PRODUCTION AND SALES VOLUME

	FY25	FY24	Q4 FY25	Q4 FY24
<b><u>Production</u></b>				
Yarn (MT)	1,07,417	91,504	26,858	25,563
Knitted Fabric (MT)	6,022	5060	1,498	1,513
<b>Woven &amp; Finished Fabrics</b>				
Griege Woven Fabric Production (Mn Mtrs)	35.22	35.73	8.59	8.70
Finished Fabric Production (Mn Mtrs)	31.85	31.70	8.00	8.20
<b><u>Sales Volume</u></b>				
Yarn (MT)	89,769	73,843	23,301	21,244
Knitted Fabric (MT)	6,027	5,018	1,565	1,428
Finished Woven Fabrics (Mn Mtrs)	31.80	31.60	8.11	8.54

# PROFIT AND LOSS STATEMENT

Particulars (Rs. Crs)	FY25	FY24	Y-o-Y	Q4 FY25	Q4 FY24	Y-o-Y
<b>Total Revenue</b>	<b>3,305.65</b>	<b>2,905.65</b>	<b>14%</b>	<b>841.29</b>	<b>800.71</b>	<b>5%</b>
<b>EBITDA</b>	<b>471.43</b>	<b>377.05</b>	<b>25%</b>	<b>120.32</b>	<b>116.24</b>	<b>4%</b>
<b><i>EBITDA Margin (%)</i></b>	<b><i>14.26%</i></b>	<b><i>12.98%</i></b>	<b><i>128 bps</i></b>	<b><i>14.30%</i></b>	<b><i>14.52%</i></b>	<b><i>(22 bps)</i></b>
Depreciation	147.70	118.47		36.62	36.25	
Other Income	3.59	2.25		0.85	0.62	
Finance Cost	90.38	83.30		21.38	27.83	
<b>Profit Before Tax</b>	<b>236.94</b>	<b>177.53</b>	<b>33%</b>	<b>63.17</b>	<b>52.78</b>	<b>20%</b>
Tax	61.51	46.01		16.80	13.61	
<b>Profit After Tax</b>	<b>175.43</b>	<b>131.52</b>	<b>33%</b>	<b>46.37</b>	<b>39.17</b>	<b>18%</b>
<b><i>PAT Margin (%)</i></b>	<b><i>5.31%</i></b>	<b><i>4.53%</i></b>	<b><i>78 bps</i></b>	<b><i>5.51%</i></b>	<b><i>4.89%</i></b>	<b><i>62 bps</i></b>
EPS (As per Profit after Tax)	31.20	22.39		8.25	6.97	
Cash EPS	57.48	44.47		14.76	13.42	



# BALANCE SHEET STATEMENT


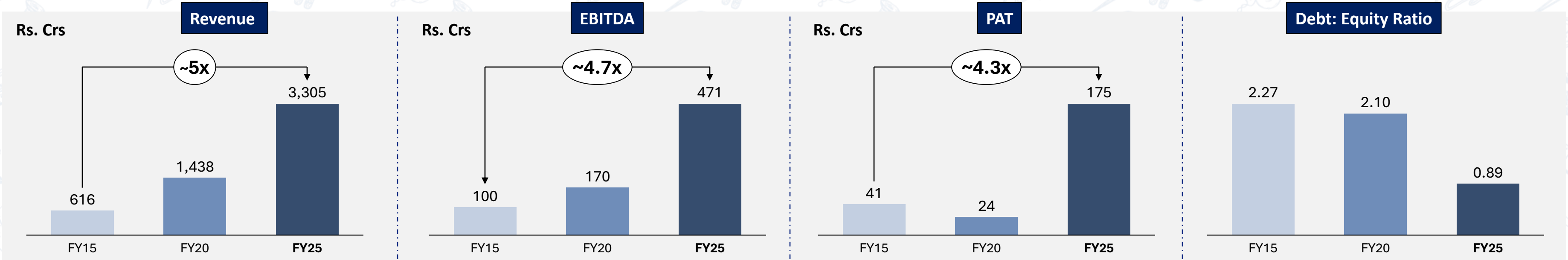
Assets (Rs. Crs)	Mar-25	Mar-24
<b>Non-current assets</b>	<b>1,607.18</b>	<b>1,729.93</b>
Property, Plant and Equipment	1,576.94	1,708.24
Capital work-in-progress	6.64	2.44
Intangible Assets	0.39	0.66
Other non-current assets	23.21	18.59
<b>Current assets</b>	<b>1,125.14</b>	<b>986.72</b>
Inventories	607.38	563.97
<b>Financial Assets</b>		
Trade receivables	429.6	321.38
Cash and cash equivalents	7.08	0.07
Bank balances other than	2.43	0.34
Other Financial Assets	2.8	0.17
Current Tax Assets (Net)	-	-
Other Current Assets	75.85	100.79
<b>TOTAL</b>	<b>2,732.32</b>	<b>2,716.65</b>

Equity & Liabilities (Rs. Crs)	Mar-25	Mar-24
<b>EQUITY</b>	<b>1,311.20</b>	<b>1,146.33</b>
Equity Share Capital	56.22	56.22
Other Equity	1,254.98	1,090.11
<b>Non-Current Liabilities</b>	<b>764.51</b>	<b>928.34</b>
Financial Liabilities		
Borrowings	636.70	810.63
Deferred Tax Liabilities (Net)	120.09	111.38
Provisions	7.72	6.33
<b>Current liabilities</b>	<b>656.61</b>	<b>641.98</b>
<b>Financial Liabilities</b>		
Borrowings	528.02	528.48
Trade Payables	89.24	74.01
Other Financial Liabilities	22.33	24.61
Other Current Liabilities	7.21	8.76
Provisions	5.88	3.46
Current tax liabilities (net)	3.93	2.66
<b>TOTAL</b>	<b>2,732.32</b>	<b>2,716.65</b>



Particulars (Rs. Crs)	Mar-25	Mar-24
Operating profit before working capital changes	477.06	380.56
Changes in working capital	(116.93)	(191.58)
Cash generated from operations	360.13	188.98
Direct taxes paid (net of refund)	(52.71)	(25.5)
<b>Net Cash from Operating Activities</b>	<b>307.42</b>	<b>163.48</b>
<b>Net Cash from Investing Activities</b>	<b>(21.58)</b>	<b>(425.5)</b>
<b>Net Cash from Financing Activities</b>	<b>(278.83)</b>	<b>262.01</b>
<b>Net Change in cash and cash equivalents</b>	<b>7.01</b>	<b>(0.01)</b>

# OUR ACHIEVEMENTS OVER THE YEARS...



Steady Build-Up of Operational Capacity Over Time

+

Optimized capacity utilization across all segments

+

Strong Balance Sheet

+

Transitioned sales mix towards higher value-added products

+

Embedded eco-friendly fibers (Organic, BCI, Recycled) into product lines

***Delivered Sustainable and Strong Growth Over the Years, Supported by Strategic Capex Investments and a Strengthened Balance Sheet***



## Tailwinds Shaping the Sector

Export recovery is gaining pace, with India's position in global yarn trade getting strong

Cotton yarn volumes are scaling up, underpinned by a stable pricing environment and dependable raw material access through CCI

Margin improvement is underway, with sustained cotton yarn spreads expected to drive profitability further in FY26

India's strategic trade edge, especially in the US, is translating into stronger order flows in home textiles and garments

The industry is entering a phase of structural stability, with balanced capex, disciplined inventory levels, and steady credit profiles



## Nitin Spinners – Strategically Aligned for Growth

- **Well-diversified export presence** across Asia, Europe, and Latin America positions us to benefit from the global demand rebound
- **Integrated manufacturing** across yarns, fabrics, and finished textiles enables agility in volume expansion and product mix optimization
- **Improving capacity utilization** and **value-added product** focus are **driving margin enhancement** aligned with favorable industry spreads
- **Established presence in home textiles** and **finished fabrics** allows us to ride the export momentum, aligned with India's strengthened global positioning
- **Disciplined capex and prudent working capital management** are ensuring financial strength and supporting sustained profitability



India's Leading manufacturer of Cotton & Blended Yarn, Knitted Fabrics, Greige & Finished Woven Fabrics

- Established in **1992** Headquartered in Bhilwara (Rajasthan)
- Plants located at **Bhilwara & Chittorgarh, Rajasthan**
- Global Presence Across **50+ countries**
- State of the art infrastructure with **modern technology**
- Eco friendly practices** – Use of Sustainable fibres like BCI , Organic and Regen Cotton, Recycled Fibres into product line about 43 %
- Renewable Energy Capacity** : **18.8 MW**
- Robust Distribution Network**



**FY25**

<b>Rs. 3,305 Crs</b>	<b>471.43 Crs   14.26%</b>	<b>175.43 Crs   5.31%</b>
Total Revenue	EBITDA   Margin	PAT   Margin

Revenue Bifurcation

<b>72.66%</b>	<b>22.09%</b>	<b>5.25%</b>
Yarn	Fabrics	Others

Domestic: **36%**      Export: **64%**

Current Production Capacity

<b>1,10,000 Tons</b>	<b>11,000 Tons</b>	<b>40 Mn Mtr</b>
Yarn	Knitted Fabric	Woven Fabric

Our Current Capabilities



**4,34,832**  
Spindles



**5,864**  
Rotors

**264**

Airjet Spinning Position



**222**

Airjet Weaving Machine



**77**

Circular Knitting Machine







Capacity expansion across  
Spinning, Weaving and Finishing Fabric



	Existing	Additions ~(24Months)	Post Capex
Spinning (TPA) in Thousand	110	22.4	132
Weaving and Finishing Fabric(Mn Mtrs/pa)	40	35	75

Capex Details

- **Spinning:** Additions of approx 66,000 Spindles with production capacity of 22,400 MTPA
- **Fabrics:** Additions of 240 Airjet/Rapier Looms along with Dyeing ,Finishing capacity and Yarn Dyeing Facilities
- **Renewable Power Capacity:** Adding 13MW(DC)/10 MW(AC) – Renewable Solar Power Capacity

Key Rationale

- **Product Portfolio Diversification:** Introducing premium specialty yarns, yarn-dyed fabrics, and special finish fabrics to target new market opportunities
- **Production Efficiency & Integration:** Integrated operations will enable complete in-house sourcing of yarn for fabric production, with approximately 60% of the additional yarn produced being used captively
- **Sustainability and Cost Reduction:** Reduce operational costs and carbon footprint, aligning with ESG-focused goals. This also enables the company to cater to new brands emphasizing sustainability and responsible sourcing
- **Margin Expansion:** The shift towards value-added products and the high end fashion fabric segment will support sustainable margins, with an anticipated uptick upon project completion

Cost

- Project cost approx Rs. 1,120 Crores to be funded by a mix of internal accruals and term debts

Benefits

- The Project shall be eligible for Interest Subsidy, Capital subsidy and Electricity Duty Benefits under Rajasthan Investment Promotion Scheme ( RIPS) 2024





The company offers a wide range of products to cater varied customer needs and end user application

## CAPACITY PROFILE

Yarn

1,10,000 Tons

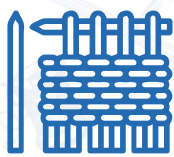
## OUR RANGE OF YARNS INCLUDE

- 100% cotton and blended
- Ring spun combed and carded
- Open end yarns
- Compact yarns
- Slub yarns
- Core spun yarns
- Multifold yarns
- Yarns made from Supima Giza,
- Organic, BCI cotton etc
- Yarns made from Recycled fibres
- Count range 6 to 100s
- Gassed Yarn

## END USER APPLICATION



Woven Apparel



Knitted Apparel



Furnishing Fabrics



Terry Towel



Tea bags



Medical Fabrics

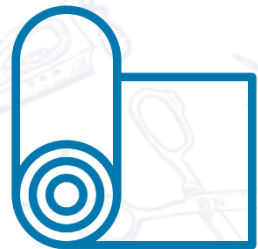


Denims

## GROWTH DRIVERS/ BUSINESS OUTLOOK

- Strategic Emphasis on High-Value Yarn Products:** Addition of premium specilaity and multifibre blended yarns like Cotton linen, Cotton Modal, Cotton Viscose and Dyed yarn in the Yarn Portfolio, to sustain better margins
- Entry into New Volume Markets:** Expansion into volume-driven markets by introducing innovative products with superior quality standards to achieve product differentiation
- New Product Development :** Continuous efforts in product re-engineering and development of new offerings to cater to evolving market demands
- Use of sustainable Fibres:** Increasing use of sustainable fibres like Organic, BCI cotton and Recycled Fibres





A diverse portfolio of dyed, printed, and knitted fabrics catering to the growing global demand in fashion, apparel, and workwear industries

### CAPACITY PROFILE

Finished  
Woven Fabric  
40 Mn Mtr

Knitted  
Fabric  
11,000 Tons

### FINISHED WOVEN FABRIC

- 100% Cotton, Cotton Spandex Fabrics
- Poly/Cotton, Poly/Cotton Spandex Fabrics
- RFD, Bleached, Dyed, Print and Yarn Dyed Fabrics
- Special Finishes** - Water Repellant, Nano Care, Soil Release, Anti Bacteria Finish, Aero Finish, Bio Polish
- Various Weaves** - Twills, Gabardines, Broken Twill, Ripstop, Canvas, Mattie's, Ducks,
- Health & Eco** – Friendly Fabrics made from BCI/Organic Cotton

### KNITTED FABRIC

- Single Jersey
- Open width with Elastene
- 3 t fleece
- Interlock

### END USER APPLICATION



Fashion and image wear



Heath care apparel



Industrial and  
Protective wear



Sports Wear



Baby Wear



Comfort Wear



Uniform



Hotel apparel



Defence wear



Winter Wear



Inner Wear

### GROWTH DRIVERS/ BUSINESS OUTLOOK

- Focus on Finished Woven Fabrics:** Going forward, the primary focus will be on the finished woven fabric segment, with the addition of 35 Mn meters of new capacity to drive growth and capture higher-margin opportunities
- In-House Utilization & Revenue Contribution:** 60% of the spinning production will be used in-house for the fabric division, with the majority of additional revenue from the new capex expected to come from this segment, enhancing margin profiles
- Diversified Product Offerings:** Expanding from formal wear to fashion and casual wear, including menswear, womenswear, and kidswear, with enhanced multi-fibre options for women's apparel and multiwear categories
- New Industry Penetration:** Capability to cater to industries such as furnishings and specialized segments like fire retardant dress materials
- Sustainability as a Growth Driver:** ESG-focused measures like Zero liquid discharge, zero coal and renewable power will help tap brands emphasizing sustainability, creating new growth opportunities



# COST EFFICIENT OPERATING MODEL


**01.** Our **best in-class technology** and state-of-art machineries results in cost efficiency, **faster turn around** and further enhances our efficiency quotient



**02.** Our ability to **reprocess the waste** and use that as an input yields additional **savings of raw material**



**03.** Captive solar power plants help in reducing power cost



**04.** With focused endeavors on **R&D and value enhancement**, we have successfully entered multiple markets



**05.** Optimum plant positioning facilitates streamlined logistics, leading to a **quicker turnaround time (TAT)** and cost-effective logistics management



**06.** Large availability of cotton within 250km radius with production of nearly 10 lakh bales of cotton







1

## **Consolidation Of Leadership Position**

Strive to maintain the leadership position garnered over the years with consistent growth

2

## **Proportion Of Value-added Products**

Doubling fabric capacity to target higher-margin segments and introducing new, high-value products across yarns and fabrics to cater to evolving market demands

3

## **Improving Cost Efficiency**

Continued focus on improving cost and production efficiencies

4

## **Sustainability And Renewable Energy**

Investing in necessary capex to expand renewable power capacity, including solar power, to reduce greenhouse gas emissions and operational costs, supporting long-term sustainable growth

5

## **State Government Initiatives**

The proposed expansion plan is covered under the Rajasthan Investment Promotion Scheme 2024, which offers various incentives for new investments



Conservation of water by **installing Zero liquid discharge system**, Sewage water treatment plant and Rainwater Harvesting

**Renewable Solar power capacity** stood at **18.8 MW**

Conservation of Energy by **installing energy efficient equipment** and various energy saving measures

Use of **Sustainable cotton and fibres**



**Construction of Women hostel** in Bhilwara

Contribution for **cotton development and research**

Construction of **roads, drainage system** and **water harvesting system** in rural area

Promoting **education of differently-abled children**, construction of rooms in school

Contribution for **Construction of Hostel** for higher Studies



Key Awards & Accolades



Recent Awards by TEXPROCIL

- Gold Trophy for Highest Exports of Cotton Yarn of Counts 50s and below in Category III for the year 2022-2023
- Gold Trophy for Highest Employment Generation (Overall) for the year 2022-23
- Gold Plaque for Highest Exports of Cotton Yarn of Counts 51s and above in Category I for the year 2022-2023

Certifications

TEXPROCIL AWARDS

- Silver Trophy for Second Highest Exports of Cotton Yarn of Counts 50's and below in Category III for the year 2021-22 and 2019-20 and bronze trophy under category II for the year 2015-16
- Gold Trophy for the highest export performance in Cotton Yarn-Counts 51s & above under Category I for the year 2020-21
- Gold Trophy for the highest export performance in Grey fabrics- under Category II for the year 2020-21
- Silver Trophy for Second Highest Exports in the category of Grey Fabrics for the years 2006-07, 2007-08 and 2017-18 and Bronze Trophy for the years 2010-11, 2014-15 and 2015-16

STATE AWARDS

- Conferred with Rajasthan Energy Conservation Award and won first prize in large scale spinning category for the year 2022, 2014-15 and 2015-16 and won second prize in 2017-18 and 2018-19
- State Award for "Excellence in Exports" for the years 2020-21, 2016-17, 2013-14, 2010-11 and 2007-08 by the Government of Rajasthan





**Company :**



CIN: L17111RJ1992PLC006987

**Mr. P Maheshwari - CFO**

[pmaheshwari@nitinspinners.com](mailto:pmaheshwari@nitinspinners.com)

[www.nitinspinners.com](http://www.nitinspinners.com)

**Investor Relations Advisors :**

**SGA** Strategic Growth Advisors

CIN: U74140MH2010PTC204285

**Ms. Manasi Bodas / Mr. Shogun Jain**

[manasi.bodas.sgapl.net/shogun.jain.sgapl.net](mailto:manasi.bodas.sgapl.net/shogun.jain.sgapl.net)

+91 9821043510 / +91 7738377756

[www.sgapl.net](http://www.sgapl.net)