


General information about company	
Scrip code	532698
NSE Symbol	NITINSPIN
MSEI Symbol	NOTLISTED
ISIN	INE229H01012
Name of the company	NITIN SPINNERS LIMITED
Whether company is SME	No
Class of Security	Equity Shares
Type of report	Quarterly
Quarter Ended / Half year ended/Date of Report (For Prelisting / Allotment)	31/12/2025
Date of allotment / extinguishment (in case Capital Restructuring selected) / Listing Date	
Shareholding pattern filed under	Regulation 31 (1) (b)
Whether the listed entity is Public Sector Undertaking (PSU)?	No



Declaration					
Sr. No.	Particular	Yes/No	Promoter and Promoter Group	Public shareholder	Non Promoter- Non Public
1	Whether the Listed Entity has issued any partly paid up shares?	No	No	No	No
2	Whether the Listed Entity has issued any Convertible Securities ?	No	No	No	No
3	Whether the Listed Entity has issued any Warrants ?	No	No	No	No
4	Whether Listed Entity has granted any ESOPs, which are outstanding?	No	No	No	No
5	Whether the Listed Entity has any shares against which depository receipts are issued?	No	No	No	No
6	Whether the Listed Entity has any shares in locked-in?	No	No	No	No
7	Whether any shares held by promoters are encumbered under "Pledged"?	No	No		
8	Whether any shares held by promoters are encumbered under "Non-Disposal Undertaking"?	No	No		
9	Whether any shares held by promoters are encumbered, other than by way of Pledge or NDU, if any?	No	No		
10	Whether company has equity shares with differential voting rights?	No	No	No	No
11	Whether the listed entity has any significant beneficial owner?	Yes			




Table I - SUMMARY STATEMENT HOLDING OF SPECIFIED SECURITIES

Table I - SUMMARY STATEMENT HOLDING OF SPECIFIED SECURITIES																									
Category (I)	Category of shareholder (II)	No.s of Share holders (III)	No. of fully paid up equity Share held (IV)	No.s of Partly paid-up equity Share held (V)	No. of shares underlying Depository Receipts (VI)	Total nos. shares held (VII)= (IV)+(V)+(VI)	Shareholding as a % of total no. of shares (calculated as per SCRR,1957) (VIII) As a % of (A+B+C2)	Number of Voting Rights held in each class of securities (IX)			No. of Shares Underlying Outstanding convertible securities (including Warrants, ESOP etc.) (X)	Total No. of Shares on fully diluted basis (including warrants, ESOP, Convertible Securities etc.) (XI)=(VII)+(X) As a % of (A+B+C2)	Shareholding, as a % assuming full conversion of convertible securities (as a % of diluted share capital) (XII)=(VII)+(X) As a % of (A+B+C2)	Number of Locked in shares (XIII)		Number of Shares pledged (XIV)		Non-Disposal Undertaking (XV)		Other encumbrances, if any (XVI)		Total Number of Shares encumbered (XVII) = (XIV)+(XV)+(XVI)		Number of equity shares held in dematerialized form (XVIII)	
								No of Voting Rights						Total as a % of (A+B+C)	No. (a)	As a % of total shares held (b)	No. (a)	As a % of total shares held (b)	No. (a)	As a % of total shares held (b)	No. (a)	As a % of total shares held (b)	No. (a)		As a % of total shares held (b)
								Class Equity x	Class Others y	Total															
	Promoter & Promoter Group	12	31882000	0	0	31882000	56.7094	31882000	0	31882000	56.7094	0	0.0000	0	0.0000									31882000	
A)	Public	35353	24338000	0	0	24338000	43.2906	24338000	0	24338000	43.2906	0	0.0000	0	0.0000	NA	NA								24338000
B)	Non Promoter-Non Public	0	0	0	0	0	0	0	0	0	0.0000	0	0.0000	0	0.0000	NA	NA								0
C)	Shares underlying DRs	0	0	0	0	0	NA	0	0	0	0.0000	0	0.0000	0	0.0000	NA	NA								0
C1)	Shares held by Employee Trusts	0	0	0	0	0	0	0	0	0	0.0000	0	0.0000	0	0.0000										56220000
C2)																									
	Total	35365	56220000	0	0	56220000		56220000	0	56220000	100.0000	0	0.0000	0	0.0000										




Table II - STATEMENT SHOWING SHAREHOLDING PATTERN OF THE PROMOTER AND PROMOTER GROUP																									
Category & Name of the shareholders (I)	Entity Type promoter or promoter group (promoter group would exclude promoters) (II)	No of Share holders (IV)	No of fully paid up equity Shares held (V)	Partly paid-up equity Share held (VI)	No. of shares underlying Depository Receipts (VII)	Total nos. shares held (VIII)=(V)+(VI)+(VII)	Shareholding % calculated as per SCRR,1957 As a % of (A+B+C2) (IX)	Number of Voting Rights held in each class of securities (X)			No. of Shares Underlying Outstanding convertible securities (including Warrants, ESOP etc.) (XI)	Total No of shares on fully diluted basis (including warrants, ESOP, Convertible Securities etc.) (XII)=(VIII)+(XI)	Total Shareholding, as a % assuming full conversion of convertible securities (as a % of diluted share capital) (XIII)=(VIII)+(XI) As a % of (A+B+C2)	Number of Locked in shares (XIV)		Number of Shares pledged (XV)		Non-Disposal Undertaking (XVI)		Other encumbrances, if any (XVII)		Total Number of shares encumbered (XVIII)=(XV+XVI+XVII)		Number of equity shares held in dematerialized form (XIX)	
								No of Voting Rights						Total as a % of (A+B+C2)*	No. (a)	As a % of total shares held (b)	No. (a)	As a % of total shares held (b)	No. (a)	As a % of total shares held (b)	No. (a)	As a % of total shares held (b)	No. (a)		As a % of total shares held (b)
								Class Equity	Class Others	Total															
Indian																								1000	
																								2000	
PRASHAM NOLAKHA		1	1000	0	0	1000	0.0018	1000	0	1000	0.0018	0	0.0018	0	0.0000	0	0.0000							3000	
ANANYA NOLKHA		1	2000	0	0	2000	0.0036	2000	0	2000	0.0036	0	0.0036	0	0.0000	0	0.0000							1664000	
Total		2	3000	0	0	3000	0.0053	3000	0	3000	0.0053	0	0.0053	0	0.0000	0	0.0000							360000	
Individuals/Hindu undivided Family																								205000	
RATAN LAL NOLKHA HUF	Promoter Group	1	1664000	0	0	1664000	2.9598	1664000	0	1664000	2.9598	0	2.9598	0	0.0000	0	0.0000							1190000	
DINESH NOLKHA	Promoter Group	1	360000	0	0	360000	0.6403	360000	0	360000	0.6403	0	0.6403	0	0.0000	0	0.0000							270000	
NITIN NOLAKHA	Promoter Group	1	205000	0	0	205000	0.3646	205000	0	205000	0.3646	0	0.3646	0	0.0000	0	0.0000							780000	
DINESH NOLKHA	Promoter Group	1	1190000	0	0	1190000	2.1167	1190000	0	1190000	2.1167	0	2.1167	0	0.0000	0	0.0000							1850000	
KRISHNA NOLKHA	Promoter Group	1	270000	0	0	270000	0.4803	270000	0	270000	0.4803	0	0.4803	0	0.0000	0	0.0000							190000	
SUSHILA DEVI NOLKHA	Promoter Group	1	7800000	0	0	7800000	13.8741	7800000	0	7800000	13.8741	0	13.8741	0	0.0000	0	0.0000							260000	
NITIN NOLAKHA	Promoter Group	1	1850000	0	0	1850000	3.2906	1850000	0	1850000	3.2906	0	3.2906	0	0.0000	0	0.0000							13789000	
RANJEETA NOLAKHA	Promoter Group	1	190000	0	0	190000	0.3380	190000	0	190000	0.3380	0	0.3380	0	0.0000	0	0.0000							0	
PRATYUSH NOLAKHA	Promoter Group	1	260000	0	0	260000	0.4625	260000	0	260000	0.4625	0	0.4625	0	0.0000	0	0.0000							0	
Total		9	13789000	0	0	13789000	24.5269	13789000	0	13789000	24.5269	0	24.5269	0	0.0000	0	0.0000							0	
b) Central Government/State Government(s)		0	0	0	0	0	0.0000	0	0	0	0.0000	0	0.0000	0	0.0000	0	0.0000							0	
Total		0	0	0	0	0	0.0000	0	0	0	0.0000	0	0.0000	0	0.0000	0	0.0000							0	
c) Financial Institutions/Banks		0	0	0	0	0	0.0000	0	0	0	0.0000	0	0.0000	0	0.0000	0	0.0000							18090000	
Total		0	0	0	0	0	0.0000	0	0	0	0.0000	0	0.0000	0	0.0000	0	0.0000							18090000	
d) Any Other(BODIES CORPORATE)		1	18090000	0	0	18090000	32.1772	18090000	0	18090000	32.1772	0	32.1772	0	0.0000	0	0.0000							0	
REDIAL TRADING AND INVESTMENT PRIVATE	Promoter	1	18090000	0	0	18090000	32.1772	18090000	0	18090000	32.1772	0	32.1772	0	0.0000	0	0.0000							0	
Total		12	31882000	0	0	31882000	56.7094	31882000	0	31882000	56.7094	0	56.7094	0	0.0000	0	0.0000							0	
Sub-Total (A)/1																								0	
2) Foreign		0	0	0	0	0	0.0000	0	0	0	0.0000	0	0.0000	0	0.0000	0	0.0000							0	
(a) Individuals(Non-Resident Individuals/Foreign Individuals)		0	0	0	0	0	0.0000	0	0	0	0.0000	0	0.0000	0	0.0000	0	0.0000							31882000	
Total		0	0	0	0	0	0.0000	0	0	0	0.0000	0	0.0000	0	0.0000	0	0.0000							0	
(c) Institutions		0	0	0	0	0	0.0000	0	0	0	0.0000	0	0.0000	0	0.0000	0	0.0000							0	
Total		0	0	0	0	0	0.0000	0	0	0	0.0000	0	0.0000	0	0.0000	0	0.0000							0	
Sub-Total (A)/2		12	31882000	0	0	31882000	56.7094	31882000	0	31882000	56.7094	0	56.7094	0	0.0000	0	0.0000							0	
Total Shareholding of Promoters																								0	
* Along with details such as number of shareholders, outstanding shares held in demat/unclaimed suspense account, voting rights which are frozen etc.																									

Details of Shares which remain unclaimed may be given hear along with details such as number of shareholders, outstanding shares held in demat/unclaimed suspense account, voting rights which are frozen etc.

Note:

(1) PAN would not be displayed on website of Stock Exchange(s).

(2) The term "Encumbrance" has the same meaning as assigned under regulation 28(3) of SEBI (Substantial Acquisition of Shares and Takeovers) Regulations, 2011.



Table III - STATEMENT SHOWING SHAREHOLDING PATTERN OF THE PUBLIC SHAREHOLDER			
	Quantity of shares	Total	Number

Table III - STATEMENT SHOWING SHAREHOLDING PATTERN OF THE PUBLIC SHAREHOLDER																											
Category & Name of the shareholders (I)	No.s of Share holders (III)	No. of fully paid up equity share held (IV)	Partly paid-up equity share held (V)	No.s of shares underlying Depository Receipts (VI)	Total nos. shares held (IV)+(V)+(VI) (VII)	Shareholding % calculated as per SCRR, 1957 As a % of (A+B+C+D) (VIII)	Number of Voting Rights held in each class of securities (IX)			No. of Shares Underlying Outstanding convertible securities (including Warrants, ESOP etc.) (X)	Total No of shares on fully diluted basis (including warrants, ESOP, Convertible Securities etc.) (XI)=(VII+X)	Total Shareholding, as a % assuming full conversion of convertible securities(as a percentage of diluted share capital) (XII)	Number of Locked in shares (XIII)		Number of Shares pledged (XIV)		Non-Disposal Undertaking (XV)		Other encumbrances, if any (XVI)		Total Number of Shares encumbered (XVII) = (XIV + XV + XVI)	Number of equity shres held in dematerialized form (XVIII)	Sub - categorization of shares (XX)				
							No of Voting Rights						No. (a)	As a % of total shares held (b)	No. (a)	As a % of total shares held (b)	No. (a)	As a % of total shares held (b)	No. (a)	As a % of total shares held (b)			Sub-category (i)	Sub-category (ii)	Sub-category (iii)		
							Class Equity A	Class Ordinary B	Total																		
Institutions (Domestic)																											
Mutual Funds	4	8051063	0	0	8051063	14.3206	8051063	0	8051063	14.3206	0	14.3206	0	0.0000	NA	NA							8051063				
BANDHANRA SMALL CAP FUND	1	3540709	0	0	3540709	6.2980	3540709	0	3540709	6.2980	0	6.2980	0	0.0000	NA	NA							3540709				
KAMINDRA MANULIFE SMALL CAP FUND	1	1779789	0	0	1779789	3.1658	1779789	0	1779789	3.1658	0	3.1658	0	0.0000	NA	NA							1779789				
QUANT MUTUAL FUND - QUANT SMALL CAP FUND	1	2730499	0	0	2730499	4.8568	2730499	0	2730499	4.8568	0	4.8568	0	0.0000	NA	NA							2730499				
Venture Capital Funds	0	0	0	0	0	0.0000	0	0	0	0.0000	0	0.0000	0	0.0000	NA	NA							0				
Alternate Investment Funds	1	9048	0	0	9048	0.0161	9048	0	9048	0.0161	0	9048	0	0.0000	NA	NA							9048				
Banks	0	0	0	0	0	0.0000	0	0	0	0.0000	0	0.0000	0	0.0000	NA	NA							0				
Insurance Companies	0	0	0	0	0	0.0000	0	0	0	0.0000	0	0.0000	0	0.0000	NA	NA							0				
Provident / Pension Funds	0	0	0	0	0	0.0000	0	0	0	0.0000	0	0.0000	0	0.0000	NA	NA							0				
Asset Reconstruction Companies	0	0	0	0	0	0.0000	0	0	0	0.0000	0	0.0000	0	0.0000	NA	NA							0				
Other Financial Institutions	0	0	0	0	0	0.0000	0	0	0	0.0000	0	0.0000	0	0.0000	NA	NA							0				
NBFCs registered with RBI	0	0	0	0	0	0.0000	0	0	0	0.0000	0	0.0000	0	0.0000	NA	NA							0				
Sovereign Wealth Funds	0	0	0	0	0	0.0000	0	0	0	0.0000	0	0.0000	0	0.0000	NA	NA							0				
SUB TOTAL (BI)(1)	5	8060111	0	0	8060111	14.3367	8060111	0	8060111	14.3367	0	8060111	14.3367	0	0.0000	NA	NA							8060111			
2 Institutions (Foreign)																											
Foreign Direct Investment	0	0	0	0	0	0.0000	0	0	0	0.0000	0	0.0000	0	0.0000	NA	NA							0				
Foreign Venture Capital Investors	0	0	0	0	0	0.0000	0	0	0	0.0000	0	0.0000	0	0.0000	NA	NA							0				
Foreign Sovereign Wealth Funds	0	0	0	0	0	0.0000	0	0	0	0.0000	0	0.0000	0	0.0000	NA	NA							0				
Foreign Portfolio Investors Category I	32	499072	0	0	499072	0.8877	499072	0	499072	0.8877	0	499072	0.8877	0	0.0000	NA	NA							499072			
Foreign Portfolio Investors Category II	3	20228	0	0	20228	0.0360	20228	0	20228	0.0360	0	20228	0.0360	0	0.0000	NA	NA							20228			
OVERSEAS DEPOSITORIES (Holding DRs) (Balancing Flours)	0	0	0	0	0	0.0000	0	0	0	0.0000	0	0.0000	0	0.0000	NA	NA							0				
SUB TOTAL (BI)(2)	35	519300	0	0	519300	0.9237	519300	0	519300	0.9237	0	519300	0.9237	0	0.0000	NA	NA							519300			
3 Central Government / State Government																											
Central Government / President of India	0	0	0	0	0	0.0000	0	0	0	0.0000	0	0.0000	0	0.0000	NA	NA							0				
State Government / Governor	0	0	0	0	0	0.0000	0	0	0	0.0000	0	0.0000	0	0.0000	NA	NA							0				
Central/State Govt. shareholding by Cos or Bodies Corp	0	0	0	0	0	0.0000	0	0	0	0.0000	0	0.0000	0	0.0000	NA	NA							0				
SUB TOTAL (BI)(3)	0	0	0	0	0	0.0000	0	0	0	0.0000	0	0.0000	0	0.0000	NA	NA							0				
4 Non-institutions																											
Associate Companies / Subsidiaries	0	0	0	0	0	0.0000	0	0	0	0.0000	0	0.0000	0	0.0000	NA	NA							0				
Directors And their relatives (Non-Promoter)	0	0	0	0	0	0.0000	0	0	0	0.0000	0	0.0000	0	0.0000	NA	NA							0				
Key Managerial Personnel	0	0	0	0	0	0.0000	0	0	0	0.0000	0	0.0000	0	0.0000	NA	NA							0				
Relatives of Promoters (Non-Promoter)	0	0	0	0	0	0.0000	0	0	0	0.0000	0	0.0000	0	0.0000	NA	NA							0				
Trusts (Non-Promoter)	1	72435	0	0	72435	0.1288	72435	0	72435	0.1288	0	72435	0.1288	0	0.0000	NA	NA							72435			
Investor Education and Protection Fund(IIEPF)	33308	9210558	0	0	9210558	16.3831	9210558	0	9210558	16.3831	0	9210558	16.3831	0	0.0000	NA	NA							9210558			
Individuals - i. Individual shareholders holding nominal share capital up to Rs. 2 lakhs	61	3415507	0	0	3415507	6.0753	3415507	0	3415507	6.0753	0	3415507	6.0753	0	0.0000	NA	NA							3415507			
Individuals - ii. Individual shareholders holding nominal share capital in excess of Rs. 2 lakhs.	892	890731	0	0	890731	1.5844	890731	0	890731	1.5844	0	890731	1.5844	0	0.0000	NA	NA							890731			
NON RESIDENT INDIANS (NRIs)	0	0	0	0	0	0.0000	0	0	0	0.0000	0	0.0000	0	0.0000	NA	NA							0				
FOREIGN NATIONALS	232	1308764	0	0	1308764	2.3279	1308764	0	1308764	2.3279	0	1308764	2.3279	0	0.0000	NA	NA							1308764			
Foreign Companies	800	181782	0	0	181782	0.0053	181782	0	181782	0.0053	0	181782	0.0053	0	0.0000	NA	NA							181782			
BODIES CORPORATE	15	38858	0	0	38858	0.0053	38858	0	38858	0.0053	0	38858	0.0053	0	0.0000	NA	NA							38858			
Any Other(HINDU UNDIVIDED FAMILY)	4	2954	0	0	2954	0.0053	2954	0	2954	0.0053	0	2954	0.0053	0	0.0000	NA	NA							2954			
Any Other(CLEARING MEMBER)	15758589	24338000	0	0	15758589	28.0302	15758589	0	15758589	28.0302	0	15758589	28.0302	0	0.0000	NA	NA							15758589			
Any Other(TRUSTS)	432906	432906	0	0	432906	0.0000	432906	0	432906	0.0000	0	432906	0.0000	0	0.0000	NA	NA							432906			
SUB TOTAL (BI)(4)	36313	16758589	0	0	16758589	28.0302	16758589	0	16758589	28.0302	0	16758589	28.0302	0	0.0000	NA	NA							16758589			
Total Public Shareholding (B) = (BI)(1)-(BI)(2)-(BI)(3)	36353	24338000	0	0	24338000	43.2906	24338000	0	24338000	43.2906	0	24338000	43.2906	0	0.0000	NA	NA							24338000			

	No.	%
In Concert including their Shareholding (No. and %)	0	0%

[illegible]

Details of the shares which remain unclaimed may be given here along with details such as number of shareholders, outstanding shares held by them.

Details of Shares which remain unclaimed may be given here:

Note:
(1) PAN would not be displayed on website of Stock Exchange(s).

(2) The above format needs to be disclosed along with the names of the shareholders holding the shares. If the shares are held in the name of a Depository Receipts, the same may be disclosed in the respective columns to the extent information is available. If the shares are held in the name of a Depository Receipts, the same may be disclosed in the respective columns to the extent information is available. If a shareholder is not disclosed in the above format, the same may be disclosed in the respective columns to the extent information is available.

(3) W.I.T. the information pertaining to Depository Receipts, the same may be disclosed in the order prescribed in the above format. If a shareholder is holding

(4) Categorization and disclosure of each shareholder category shall be unique and will not be duplicated under multiple categories.

(5) Sub-categorization of shares under column no. (XV) will be based on shareholding pattern as on the date of listing of the shares on the stock exchange.



Table IV - STATEMENT SHOWING SHAREHOLDING PATTERN OF THE NON PROMOTER - NON PUBLIC SHAREHOLDER

Table IV - STATEMENT SHOWING SHAREHOLDING PATTERN OF THE NON PROMOTER - NON PUBLIC SHAREHOLDER																								
Category & Name of the shareholders (I)	No. of Share holders (III)	No. of fully paid up equity Share held (IV)	Partly paid-up equity Share held (V)	No.s of shares underlying Depository Receipts (VI)	Total no. shares held (VII)= (IV)+(V)+(VI)	Shareholding % calculated as per SCRR,1957) As a % of (A+B+C2) (VIII)	Number of Voting Rights held in each class of securities (IX)			No. of Shares Underlying Outstanding convertible securities (including Warrants, ESOP, etc.) (X)	Total No. of shares on fully diluted basis (including warrants, ESOP, Convertible Securities etc.) (XI)=(VII+X)	Total Shareholding, as a % assuming full conversion of convertible securities(as a % of diluted share capital) (XII)	Number of Locked in shares (XIII)		Number of Shares pledged (XIV)		Non-Disposal Undertaking (XV)		Other encumbrances, if any (XVI)		Total Number of Shares encumbered (XVII)=(XIV+XV+XVI)		Number of equity shares held in dematerialized form (XVIII)	
							No of Voting Rights						Total as a % of (A+B+C)	No. (a)	As a % of total shares held (b)	No. (a)	As a % of total shares held (b)	No. (a)	As a % of total shares held (b)	No. (a)	As a % of total shares held (b)	No. (a)		As a % of total shares held (b)
							Class Equity x	Class Others y	Total															
1 Custodian/DR Holder																								0
		0	0		0	0.0000	0	0	0	0.0000	0	0.0000	0	0.0000	NA	NA								0
						0.0000	0	0	0	0.0000	0	0.0000	0	0.0000	NA	NA								0
Total Non Promoter-Non Public Shareholding (C)=(C)(1)+(C)(2)		0	0		0																			

Note

- (1) PAN would not be displayed on website of Stock Exchange(s).
(2) The above format needs to disclose name of all holders holding more than 1% of total number of shares.
(3) W.r.t. the information pertaining to Depository Receipts, the same may be disclosed in the respective columns to the extent information available.



Significant Beneficial Owners

Sr. No.	Details of the SBO				Details of the registered owner				Details of holding/ exercise of right of the SBO in the					Date of creation / acquisition of significant beneficial interest
	Name	Passport No. in case of a foreign national	Nationality	Nationality (Applicable in case of Any other is selected)	Name	Passport No. in case of a foreign national	Nationality	Nationality (Applicable in case of Any other is selected)	Whether by virtue of:					
									Shares	Voting rights	Rights on distributable dividend or any other distribution	Exercise of control	Exercise of significant influence	
1	DINESH NOLKHA		India		RATAN LAL NOLKHA HUF		India		2.95			No	Yes	01/05/2019
Total:									2.95	0	0			
2	PRATYUSH NOLAKHA		India		REDIAL TRADING AND INVESTMENT PVT LTD		India		32.63			No	Yes	18/06/2025
Total:									32.63	0	0			
3	DINESH NOLKHA		India		REDIAL TRADING AND INVESTMENT PVT LTD		India		2.11			No	Yes	01/05/2019
4	DINESH NOLKHA		India		DINESH NOLKHA HUF		India		0.64			No	No	15/11/2004
Total:									38.33	0	0			
5	KRISHNA NOLKHA		India		REDIAL TRADING AND INVESTMENT PVT LTD		India		0.48			No	Yes	01/05/2019
Total:									0.48	0	0			
6	NITIN NOLAKHA		India		REDIAL TRADING AND INVESTMENT PVT LTD		India		3.29			No	Yes	01/05/2019
7	NITIN NOLAKHA		India		NITIN NOLAKHA HUF		India		0.36			No	No	11/02/2011
Total:									3.65	0	0			
8	RANJEETA NOLKHA		India		REDIAL TRADING AND INVESTMENT PVT LTD		India		0.33			No	Yes	01/05/2019
Total:									0.33	0	0			



Annexure - B

Table VI - Statement Showing Foreign Ownership Limit

	Board approved limits	Limits utilized
		1.94
As on shareholding date	100	1.87
As on the end of previous 1st quarter	100	1.78
As on the end of previous 2nd quarter	100	1.96
As on the end of previous 3rd quarter	100	2.47
As on the end of previous 4th quarter	100	

