



# NITIN SPINNERS LTD.



*NITIN*

REF: NSL/SG/2025-26/

Date : 02.02.2026

**BSE Ltd.**

Phiroze Jeejeebhoy Towers

Dalal Street

**Mumbai – 400 001**

**Company Code – 532698**

**National Stock Exchange of India Ltd.**

Exchange Plaza, C-1, Block G,

BandraKurla Complex,

Bandra (E),

**Mumbai – 400 051.**

**Company ID - NITINSPIN**

**Sub. : Investors' Presentation on the Financial Results for the Quarter and Nine Months ended 31<sup>st</sup> December, 2025 in pursuant to Regulation 30 of the SEBI (Listing Obligation and Disclosure Requirements) Regulations, 2015**

**Dear Sir/ Madam,**

Pursuant to the provisions of Regulation 30 of the SEBI (Listing Obligation and Disclosure Requirements) Regulations 2015, please find attached copy of Investors' Presentation on the Financial Results for Quarter and Nine Months ended 31<sup>st</sup> December, 2025. The same is also available on the website of the Company [www.nitinspinners.com](http://www.nitinspinners.com).

Thanking you,

Yours faithfully,

**For- Nitin Spinners Ltd.**

**(Sudhir Garg)**

**Company Secretary & VP (Legal)**

**M.No. ACS 9684**

**Encl. a/a**

CIN. : L17111RJ1992PLC006987

Regd. Office & Plant : 16-17 Km. Stone, Chittor Road, Hamirgarh, Bhilwara (Raj.) 311 025  
Tel. : 286110 to113, E-mail : [nsi@nitinspinners.com](mailto:nsi@nitinspinners.com), Website : [www.nitinspinners.com](http://www.nitinspinners.com)

**SUPIMA®**  
WORLD'S FINEST COTTONS



**USTERIZED®**





*NITIN*

Nitin Spinners Limited

# Investor Presentation

Q3 & 9MFY26



This presentation and the accompanying slides (the “Presentation”), which have been prepared by **Nitin Spinners Limited (the “Company”)**, have been prepared solely for information purposes and do not constitute any offer, recommendation or invitation to purchase or subscribe for any securities, and shall not form the basis or be relied on in connection with any contract or binding commitment whatsoever. No offering of securities of the Company will be made except by means of a statutory offering document containing detailed information about the Company.

This Presentation has been prepared by the Company based on information and data which the Company considers reliable, but the Company makes no representation or warranty, express or implied, whatsoever, and no reliance shall be placed on, the truth, accuracy, completeness, fairness and reasonableness of the contents of this Presentation. This Presentation may not be all inclusive and may not contain all of the information that you may consider material. Any liability in respect of the contents of, or any omission from, this Presentation is expressly excluded.

This presentation contains certain forward looking statements concerning the Company’s future business prospects and business profitability, which are subject to a number of risks and uncertainties and the actual results could materially differ from those in such forward looking statements. The risks and uncertainties relating to these statements include, but are not limited to, risks and uncertainties regarding fluctuations in earnings, our ability to manage growth, competition (both domestic and international), economic growth in India and abroad, ability to attract and retain highly skilled professionals, time and cost over runs on contracts, our ability to manage our international operations, government policies and actions regulations, interest and other fiscal costs generally prevailing in the economy. The Company does not undertake to make any announcement in case any of these forward looking statements become materially incorrect in future or update any forward looking statements made from time to time by or on behalf of the Company.





*NITIN*

Nitin Spinners Limited

# Q3 & 9MFY26 Performance Highlights



# Management Commentary – Q3 & 9MFY26



**Commenting on the results, Mr. Dinesh Nolkha – Chairman and Managing Director said:**

*“Performance for Q3 improved against previous quarter, largely driven by stable demand, favourable cotton prices and optimum capacity utilization. Our capacity expansion is progressing as planned and will further strengthen our capabilities and offerings.*

*We have remained focused on enhancing operational efficiencies, strengthening client engagement, cost saving initiatives and expanding value-added offerings to drive sustainable growth and profitability.*

*Recent positive developments around the Free Trade Agreement with the EU and the UK are expected to support business momentum over the medium to long term. The textile industry is eager to serve these markets, diversify revenue streams and gain market share.”*

## Q3FY26 Highlights

### Revenue

**Rs. 800.7 Crs**  
**+ 5.3% QoQ**



### EBITDA

**Rs. 111.5 Crs**  
**+ 12.0% QoQ**



### PAT

**Rs. 44.4 Crs**  
**+ 27.7% QoQ**



### EPS

**Rs. 7.9 per share**



# Profit And Loss Statement

Particulars (Rs. Crs)	Q3FY26	Q2FY26	Q-o-Q	Q3FY25	Y-o-Y	9MFY26	9MFY25	Y-o-Y	FY25
Total Revenue	800.68	760.08	5.34%	838.87	-4.55%	2,354.08	2,464.36	-4.47%	3,305.65
EBITDA	111.54	99.56	12.03%	117.16	-4.80%	322.35	351.11	-8.19%	471.43
EBITDA Margin (%)	13.93%	13.10%	83 bps	13.97%	-4 bps	13.69%	14.25%	-33 bps	14.26%
Depreciation	37.25	37.27		37.27		111.39	111.08		147.70
Other Income	1.04	0.64		0.64		3.46	2.74		3.59
Finance Cost	16.96	16.08		20.66		54.07	69.00		90.38
Profit Before Tax	58.37	46.85		59.87		160.35	173.77		236.94
Tax	13.96	12.07		15.09		40.17	44.71		61.51
Profit After Tax	44.41	34.78	27.69%	44.78	-0.83%	120.18	129.06	-6.88%	175.43
PAT Margin (%)	5.55%	4.58%	97 bps	5.34%	21 bps	5.11%	5.24%	-13 bps	5.31%
EPS	7.90	6.19		7.97		21.38	22.96		31.20
Cash EPS	14.53	12.82		14.59		41.19	42.71		57.48

# Revenue Bifurcation

	Q3 FY26		Q2 FY26		Q3 FY25		9M FY26		9M FY25	
<u>Products</u>	Rs. Crs	%	Rs. Crs	%	Rs. Crs	%	Rs. Crs	%	Rs. Crs	%
Yarn	599.2	74.8%	555.8	73.1%	606.1	72.3%	1,736.4	73.8%	1,788.9	72.6%
Fabrics	164.3	20.5%	164.5	21.6%	189.6	22.6%	499.7	21.2%	548.6	22.3%
Others	37.2	4.6%	39.8	5.2%	43.2	5.1%	117.9	5.0%	126.8	5.1%
Total	800.7	100%	760.1	100%	838.9	100%	2,354.1	100%	2,464.4	100%

	Q3 FY26		Q2 FY26		Q3 FY25		9M FY26		9M FY25	
<u>Geographical Split</u>	Rs. Crs	%	Rs. Crs	%	Rs. Crs	%	Rs. Crs	%	Rs. Crs	%
Exports	488.5	61.0%	463.3	61.0%	545.2	65.0%	1,443.4	61.3%	1,579.4	64.1%
Domestic	312.1	39.0%	296.8	39.0%	293.7	35.0%	910.7	38.7%	884.9	35.9%
Total	800.7	100%	760.1	100%	838.9	100%	2,354.1	100%	2,464.3	100%



# Production And Sales Volume

	Q3 FY26	Q2 FY26	Q3 FY25	9M FY26	9M FY25
<b><u>Production</u></b>					
Yarn (MT)	27,539	26,346	27,005	81,087	80,559
Knitted Fabric (MT)	1,030	1,060	1,567	3,194	4,524
<b><u>Woven &amp; Finished Fabrics</u></b>					
Griege Woven Fabric Production (Mn Mtrs)	9.18	9.11	8.81	27.01	26.63
Finished Fabric Production (Mn Mtrs)	8.26	8.01	8.11	24.34	23.85
<b><u>Sales Volume</u></b>					
Yarn (MT)	24,067	21,371	22,781	68,207	66,468
Knitted Fabric (MT)	1,007	1,002	1,564	3,133	4,462
Finished Woven Fabrics (Mn Mtrs)	8.73	8.34	8.88	25.49	25.41



# Capex Update

## Capacity Expansion

- Spinning - 22400 MTPA
- Weaving & Finishing Fabric - 35 Mn Mtrs/PA
- Out of this additional 22,400 MTPA of spinning capacity, approx. 60% would be used in-house for fabric manufacturing, thereby improving margin profile

## Project Cost

- Approx Rs. 1,120 Crores
- To be Funded by**
  - Internal Accruals
  - Term Debts

## Key Rationale

- Adding premium and value added products
- Widen product portfolio
- To enter new markets
- Integrated operations
- Reduce operational costs
- Reduce carbon footprint
- Responsible sourcing
- Margin expansion

## Power Saving Initiatives

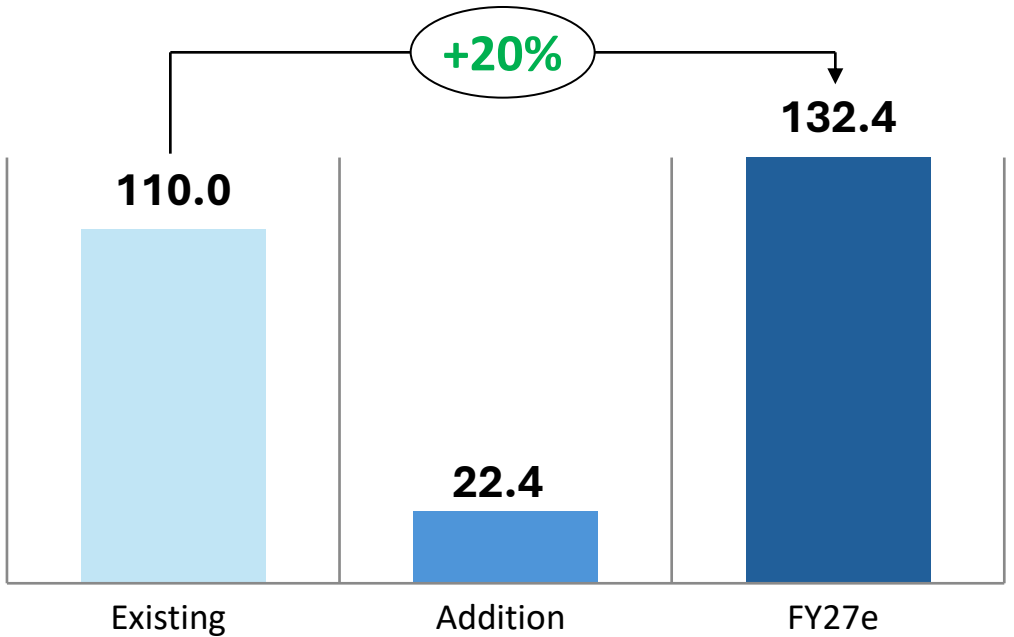
- Adding 9.2 MW – Renewable Solar Power Capacity
- Signed a Power Purchase agreement for procurement of 18 MW Hybrid Power under Group Captive Model
- Additional 41 MW Solar Capacity expansion approved at an investment of Rs. 230 Crs, to be financed by debt and internal accruals

## Policy Benefits

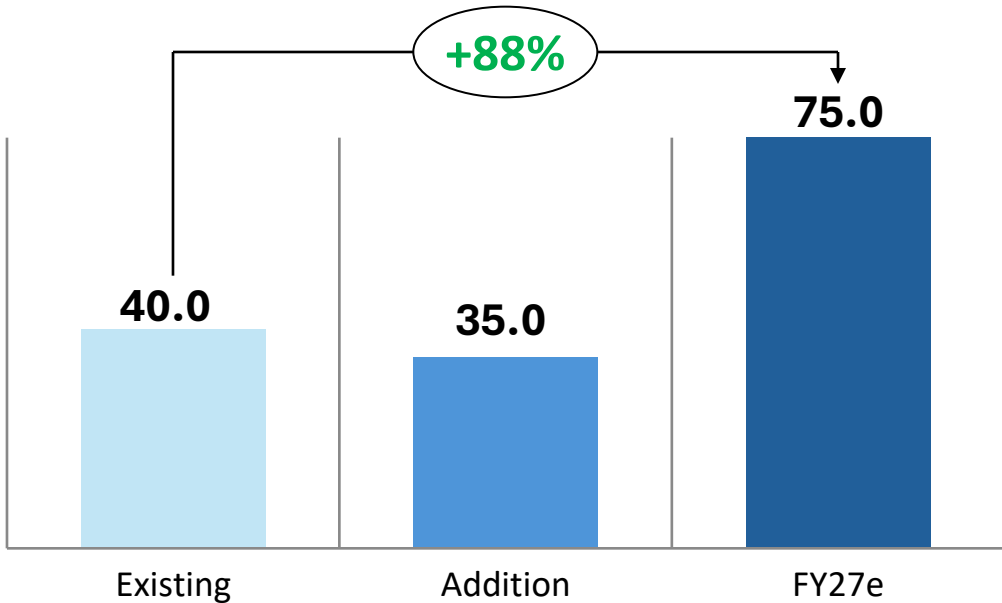
- This Project shall be eligible for Interest Subsidy, Capital subsidy and Electricity Duty Benefits under Rajasthan Investment Promotion Scheme (RIPS) 2024

## Capacity Expansion by FY27e

### Spinning (Thousand Tonnes/pa)



### Weaving and Finishing Fabric (Mn Mtrs/pa)





# Capex Update - Cost Saving Initiatives



	Capacity (MW)	Unit of Power (in Cr.)	Operational Timeline
Solar Power			
Existing Running Capacity	18.8	3.0	Fully Operational
Ongoing Capex (Spinning/Weaving Expansion)			
Under Installation within Premises (Bhilwara Unit)	4.6	0.9	Q4FY26
To be Installed within Premises (Chittorgarh Unit)	4.6	0.9	Q3FY27
Hybrid Power			
Power Purchase Agreement	18.0	8.1	Full Operational by Q1FY27 (Partial Supply Begin)
Newly Announced Capex of ~230 Crs.*			
Captive Solar Plant Under Open Access	33.0	7.5	Q2FY27
Captive Solar Plant Within Premises (Chittorgarh Unit)	8.1	1.6	Q2FY27
Total	87.1	22.0	

69.1 MW  
(Solar Power)

+

18 MW  
(Hybrid Power)

=

~40-45%  
of the total annual  
power consumption





Improving **product mix**, strengthen cost competitiveness and introduce highvalue, specialised products



Established presence in **finished fabrics** aligns with the nation's intensifying role in global textile trade



Ongoing **new product** development and reengineering to meet evolving demand



Growing **demand** from premium fashion products and sustainable textiles from both domestic and global brands



Focus on finished woven fabrics with **35 Mn metres** of new capacity



**Disciplined capex** and prudent working capital management are ensuring financial strength and supporting sustained profitability



Reprocessing the waste and use that as an input yields additional **savings of raw material**



**Expand fabric range** from formalwear to casualwear, including menswear, womenswear and kids wear, with enhanced multi-fibre options for women's apparel and multi-wear categories





*NITIN*

Nitin Spinners Limited

# Company Overview



## India’s Leading manufacturer of Cotton & Blended Yarn, Knitted Fabrics, Greige & Finished Woven Fabrics

- Established in **1992** Headquartered in Bhilwara (Rajasthan)
- Plants located at **Bhilwara & Chittorgarh, Rajasthan**
- Global Presence Across **55+ countries**
- State of the art infrastructure with **modern technology**
- Eco friendly practices** – Use of Sustainable fibres like BCI , Organic and Regen Cotton, Recycled Fibres into product line about 43%
- Renewable Energy** Capacity : **18.8 MW**
- Robust Distribution Network**



9M FY26

2,354 Crs  
Total Revenue

322 Crs | 13.7%  
EBITDA | Margin

120 Crs | 5.1%  
PAT | Margin

### Revenue Bifurcation

73.8%  
Yarn

21.2%  
Fabrics

5.0%  
Others

Domestic: 38.7%

Export: 61.3%

### Current Production Capacity

1,10,000 Tons  
Yarn

11,000 Tons  
Knitted Fabric

40 Mn Mtr  
Woven Fabric

### Our Current Capabilities



4,34,832  
Spindles



5,864  
Rotors

264  
Airjet Spinning Position



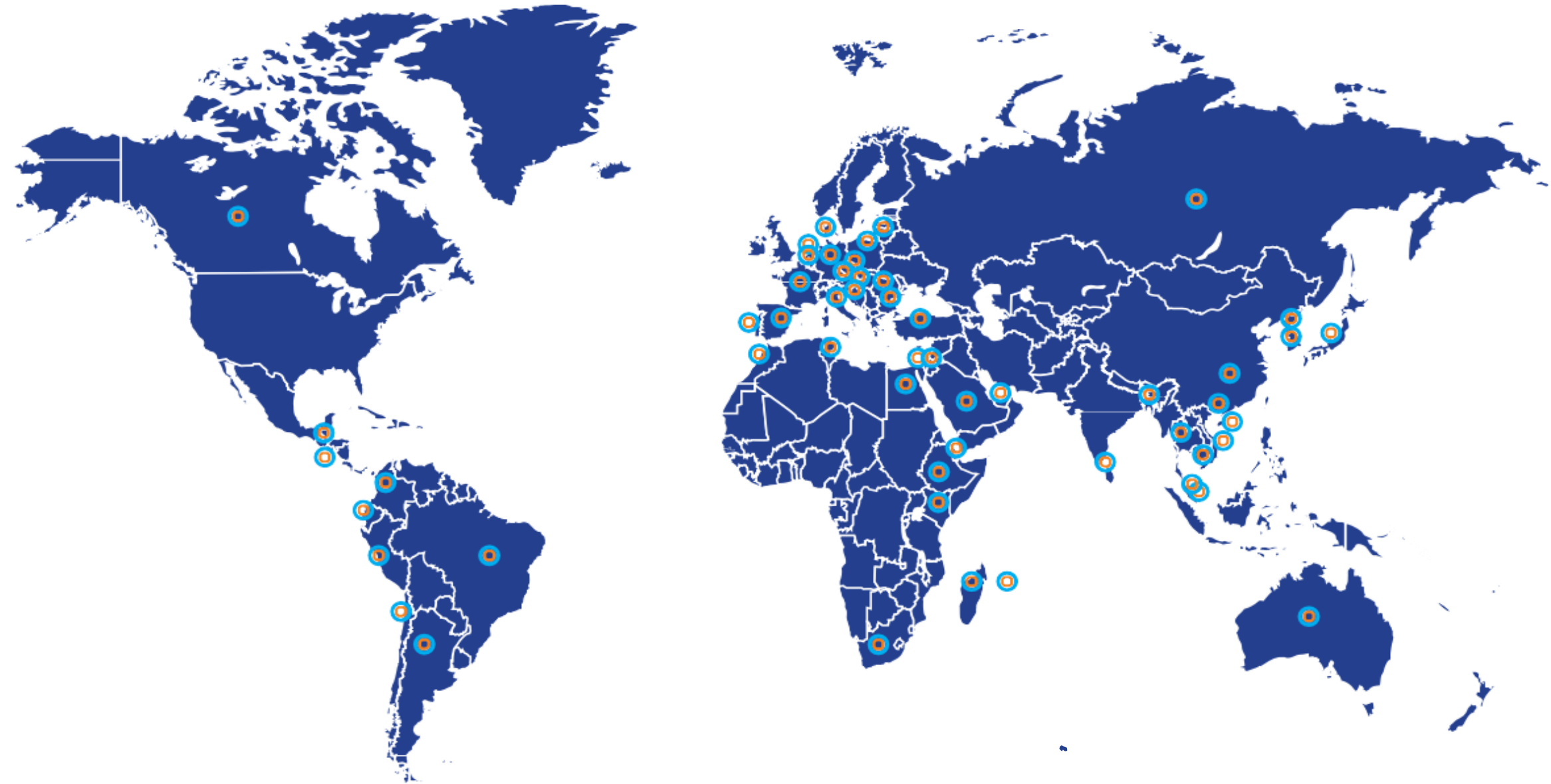
231  
Airjet Weaving Machine



77  
Circular Knitting Machine



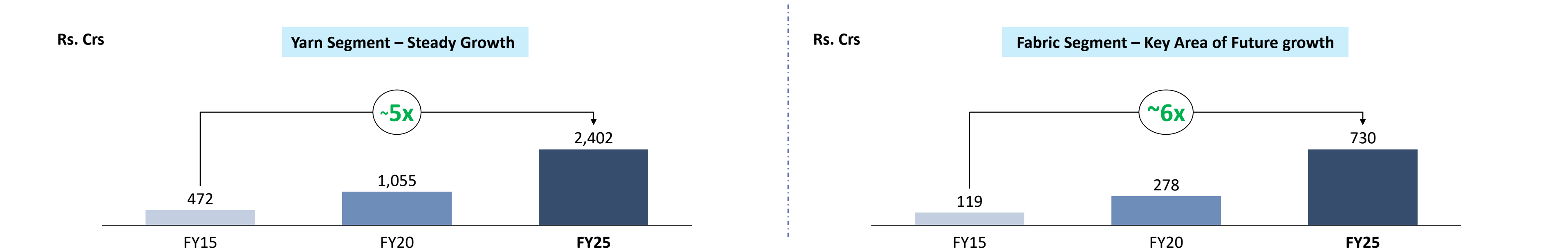
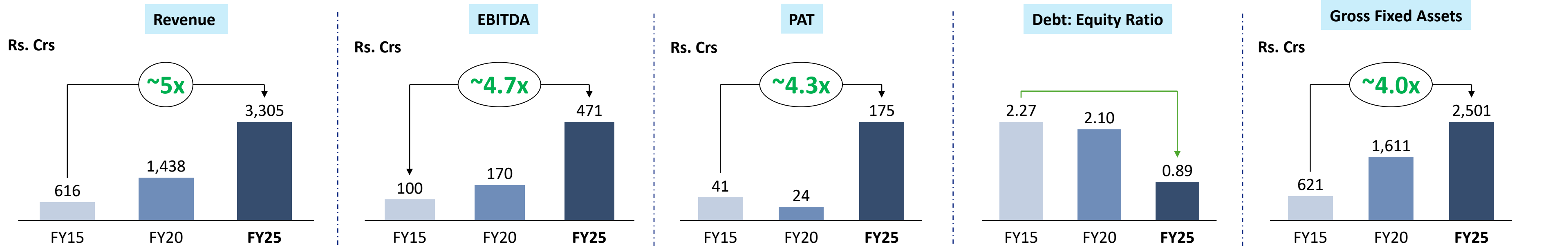
- ARGENTINA
- AUSTRALIA
- AUSTRIA
- BANGLADESH
- BELGIUM
- BRAZIL
- BULGERIA
- CANADA
- CHILE
- CHINA
- COLOMBIA
- CROATIA
- CZECH REPUBLIC
- DENMARK
- DJIBOUTI
- ECUADOR
- EGYPT
- EL SALVADOR
- ETHIOPIA
- FRANCE
- GERMANY
- GUATEMALA
- HONG KONG
- INDONESIA
- ISRAEL
- ITALY
- JAPAN
- JORDAN
- KENYA
- KOREA
- LITHUANIA
- MADAGASCAR
- MALAYSIA
- MAURITIUS
- MOROCCO
- NETHERLAND
- PERU
- POLAND
- PORTUGAL
- ROMANIA
- RUSSIA
- SAUDI ARABIA
- SLOVENIA
- SOUTH AFRICA
- SOUTH KOREA
- SPAIN
- SRI LANKA
- SINGAPORE
- TAIWAN
- THAILAND
- TUNISIA
- TURKEY
- UAE
- UNITED KINGDOM
- USA
- VIETNAM



- Well-diversified export presence across all continents, supporting overseas growth momentum
- Export footprint allow to capitalize on this momentum while mitigating risks from regional volatility



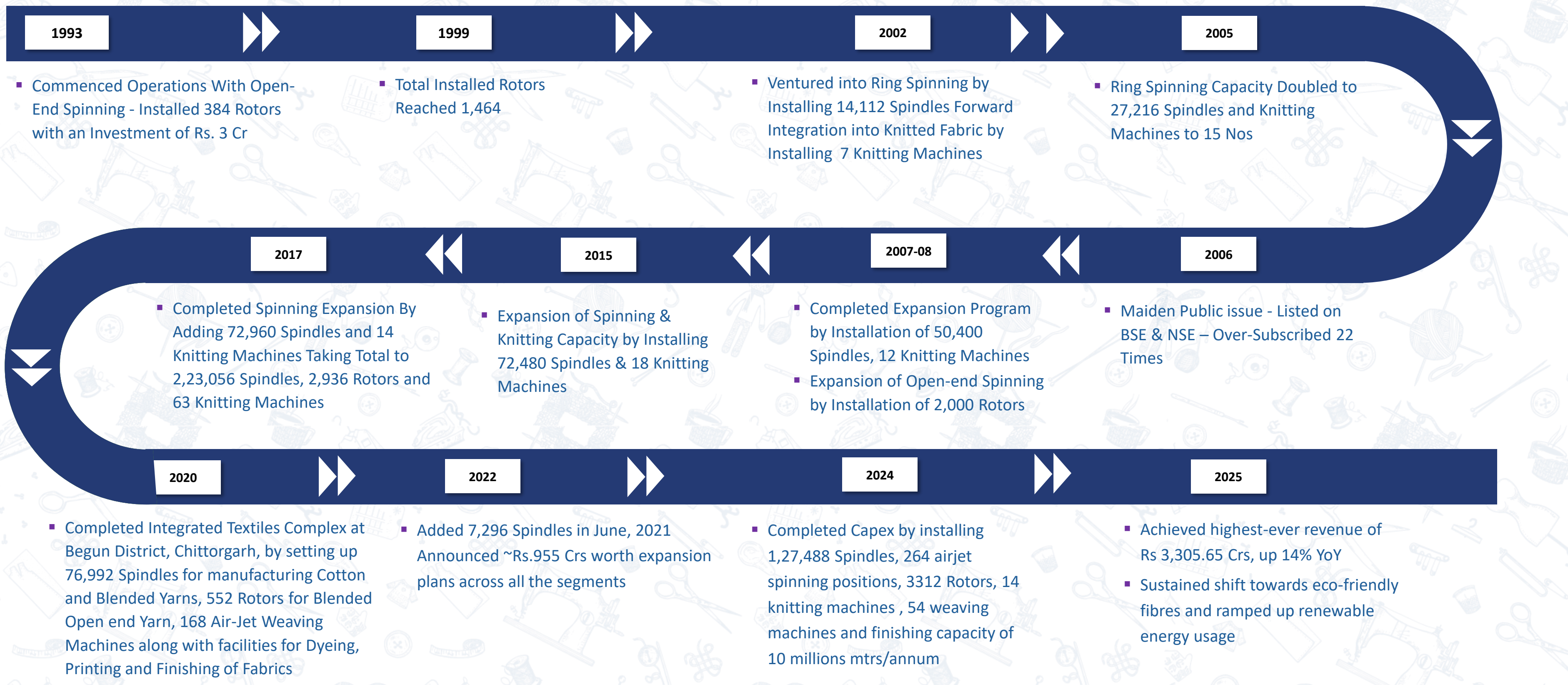
# Multi-fold Growth : A Ten Year Journey



*Delivered Sustainable and Strong Growth Over the Years*



# Our Journey





# Yarns – Our Core Strength



We offer a versatile range of high-quality cotton and blended yarns, designed to support diverse spinning and fabric needs across global textile markets

## Capacity Profile

Yarn

1,10,000 Tons

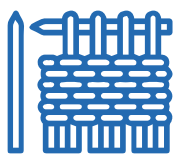
## Our Range Of Yarns Include

- 100% cotton and blended
- Ring spun combed and carded
- Open end yarns
- Compact yarns
- Slub yarns
- Core spun yarns
- Multifold yarns
- Gassed yarns
- Yarns made from Supima Giza, Organic, BCI Cotton etc.
- Yarns made from Recycled Fibres
- Count range 6 to 100s

## End User Application



Woven Apparel



Knitted Apparel



Furnishing Fabrics



Terry Towel



Tea bags



Medical Fabrics



Denims

## Growth Drivers/ Business Outlook

- Strategic Emphasis on High-Value Yarn Products:** Addition of premium speciality and multifibre blended yarns like Cotton Linen, Cotton Modal, Cotton Viscose and Dyed yarn in the yarn portfolio, to sustain better margins
- Entry into Volume-Driven Markets:** Expansion into volume-driven markets with superior quality standards to achieve product differentiation
- New Product Development :** Continuous efforts in product re-engineering and development of new offerings to cater to evolving market demands
- Use of sustainable Fibres:** Increasing use of sustainable fibres like organic, BCI cotton and recycled fibres



# Fabrics – Value Addition To Drive Next Growth



A diverse portfolio of dyed, printed, and knitted fabrics catering to the growing global demand in fashion, apparel, and workwear industries

## Finished Woven Fabric

- 100% Cotton, Cotton Spandex Fabrics
- Poly/Cotton, Poly/Cotton Spandex Fabrics
- RFD, Bleached, Dyed, Print and Yarn Dyed Fabrics
- Special Finishes** - Water Repellent, Nano Care, Soil Release, Anti Bacteria Finish, Aero Finish, Bio Polish
- Various Weaves** - Twills, Gabardines, Broken Twill, Ripstop, Canvas, Mattie's, Ducks
- Health & Eco** – Friendly Fabrics made from BCI/Organic Cotton

## Knitted Fabric

- Single Jersey
- Open width with Elastene
- 3 t fleece
- Interlock

## Capacity Profile

Finished Woven Fabric  
40 Mn Mtr

Knitted Fabric  
11,000 Tons

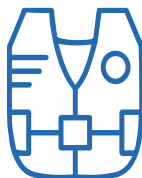
## End User Application



Fashion and Image Wear



Health Care Apparel



Industrial and Protective Wear



Uniform



Hotel Apparel



Defence Wear



Sports Wear



Baby Wear



Comfort Wear



Winter Wear



Inner Wear

## Growth Drivers/ Business Outlook

- Focus on Finished Woven Fabrics:** Going forward, the primary focus will be on the finished woven fabric segment, with the addition of 35 Mn meters of new capacity to drive growth and capture higher-margin opportunities
- In-House Utilization & Revenue Contribution:** 60% of the spinning production will be used in-house for the fabric division, with the majority of additional revenue from the new capex expected to come from this segment, enhancing margin profiles
- Diversified Product Offerings:** Expanding from formal wear to fashion and casual wear, including menswear, womenswear, and kidswear, with enhanced multi-fibre options for women's apparel and multiwear categories
- New Industry Penetration:** Capability to cater to industries such as furnishings and specialized segments like fire retardant dress materials
- Sustainability as a Growth Driver:** ESG-focused measures like Zero liquid discharge, zero coal and renewable power will help tap brands emphasizing sustainability, creating new growth opportunities



# CSR and Environment Sustainability Initiatives

Conservation of water by **installing Zero liquid discharge system**, Sewage water treatment plant and Rainwater Harvesting

**Renewable Solar power capacity** stood at ~18.8 MW. Further increasing the renewable power footprint by investing in Wind/Solar Hybrid SPV

Conservation of Energy by **installing energy efficient equipment** and various energy saving measures like Solar Power Plant Capex

Use of **Sustainable fibres like BCI , Organic and Recycled Fibres**



**Construction of Women hostel in Bhilwara**

Contribution for **cotton development and research**

Construction of roads, **drainage system** and **water harvesting system** in rural area

Promoting **education of differently-abled children**, construction of rooms in school

Contribution for **Construction of Hostel** for higher Studies



# Awards And Certifications

## Key Awards & Accolades



### TEXPROCIL AWARDS

- ✧ **Gold Trophy** for Highest Exports of Cotton Yarn of Counts 50s and below in Category III for the year 2022-2023
- ✧ **Gold Plaque** for Highest Exports of Cotton Yarn of Counts 51s and above in Category I for the year 2022-2023
- ✧ **Silver Trophy** for Second Highest Exports of Cotton Yarn of Counts 50's and below in Category III for the year 2019-20 & 2021-22 and bronze trophy under category II for the year 2015-16
- ✧ **Gold Trophy** for the highest export performance in Cotton Yarn-Counts 51s & above under Category I for the year 2020-21
- ✧ **Gold Trophy** for the highest export performance in Grey fabrics- under Category II for the year 2020-21
- ✧ **Silver Trophy** for Second Highest Exports in the category of Grey Fabrics for the years 2006-07, 2007-08 and 2017-18 and Bronze Trophy for the years 2010-11, 2014-15 and 2015-16
- ✧ **Gold Trophy** for Highest Employment Generation (Overall) for the year 2022-23

### STATE AWARDS

- ✧ **Conferred** with Rajasthan Energy Conservation Award and won first prize in large scale spinning category for the year 2022, 2014-15 and 2015-16 and won second prize in 2017-18, 2018-19 and 2022-23
- ✧ **State Award** for "Excellence in Exports" for the years 2020-21, 2016-17, 2013-14, 2010-11 and 2007-08 by the Government of Rajasthan
- ✧ **Safety Award** for 2025 and 2022 under Rajasthan Factory Safety Award Scheme

## Recent Awards



**Silver Trophy for Second Highest Exports of Grey Yarns in the category of Cotton Yarns for the years 2023-24**



**Gold Trophy for Highest Employment Generation (Overall) for the year 2023-24**



**Rajasthan Energy Conservation Award - Second Prize for the year 2022-23 in Spinning Category**

## Certifications



**STANDARD 100**





Consolidation Of Leadership Position


Strive to maintain the leadership position garnered over the years with consistent growth

Improving Cost Efficiency

Continued focus on improving cost and production efficiencies

State Government Initiatives

Government initiatives like Rajasthan Investment Promotion Scheme 2024, offers various incentives for new investments. The current expansion plan is covered under the same



Proportion Of Value-added Products

Doubling fabric capacity to target higher-margin segments and introducing new, high-value products across yarns and fabrics to cater to evolving market demands

Sustainability And Renewable Energy

Investing in necessary capex to expand renewable power capacity, including solar power, to reduce greenhouse gas emissions and operational costs, supporting long-term sustainable growth





Company :

CIN: L17111RJ1992PLC006987

Mr. P Maheshwari - CFO

[pmaheshwari@nitinspinners.com](mailto:pmaheshwari@nitinspinners.com)

[www.nitinspinners.com](http://www.nitinspinners.com)

Investor Relations Advisors :

CIN: U74140MH2010PTC204285

Mr. Shrikant Sangani / Mr. Sudarshan Dhekane

[shrikant.sangani@sgapl.net](mailto:shrikant.sangani@sgapl.net) / [sudarshan.dhekane@sgapl.net](mailto:sudarshan.dhekane@sgapl.net)

+91 9619595686 / +91 9137013450

[www.sgapl.net](http://www.sgapl.net)

Thank You