


## General information about company

Scrip code	532698
NSE Symbol	NITINSPIN
MSEI Symbol	NOTLISTED
ISIN	INE229H01012
Name of the company	NITIN SPINNERS LIMITED
Whether company is SME	No
Class of Security	Equity Shares
Type of report	Quarterly
Quarter Ended / Half year ended/Date of Report (For Prelisting / Allotment)	31-03-2026
Date of allotment / extinguishment (in case Capital Restructuring selected) / Listing Date	
Shareholding pattern filed under	Regulation 31 (1) (b)
Whether the listed entity is Public Sector Undertaking (PSU)?	No



Sr. No.	Particular	Yes/No	Promoter and Promoter Group	Public shareholder	Non Promoter- Non Public
1	Whether the Listed Entity has issued any partly paid up shares?	No	No	No	No
2	Whether the Listed Entity has issued any Convertible Securities ?	No	No	No	No
3	Whether the Listed Entity has issued any Warrants ?	No	No	No	No
4	Whether Listed Entity has granted any ESOPs, which are outstanding?	No	No	No	No
5	Whether the Listed Entity has any shares against which depository receipts are issued?	No	No	No	No
6	Whether the Listed Entity has any shares in locked-in?	No	No		
7	Whether any shares held by promoters are encumbered under "Pledged"?	No	No		
8	Whether any shares held by promoters are encumbered under "Non-Disposal Undertaking"?	No	No		
9	Whether any shares held by promoters are encumbered, other than by way of Pledge or NDU, if any?	No	No	No	No
10	Whether company has equity shares with differential voting rights?	No	No	No	No
11	Whether the listed entity has any significant beneficial owner?	Yes			



Table I - SUMMARY STATEMENT HOLDING OF SPECIFIED SECURITIES

Category of shareholder (II)	No.s of Share holders (III)	No. of fully paid up equity Share held (IV)	No.s of Partly paid-up equity Share held (V)	No. of shares underlying Depository Receipts (VI)	Total nos. shares held (VII)= (IV)+(V)+(VI)	Shareholding as a % of total no. of shares (calculated as per SCRR,1957) (VIII) As a % of (A+B+C2)	Number of Voting Rights held in each class of securities (IX)			No. of Shares Underlying Outstanding convertible securities (including Warrants, ESOP)	Total No. of Shares on fully diluted basis (including warrants, ESOP, Convertible Securities etc.) (XI)=(VII)+(X)	Shareholding, as a % assuming full conversion of convertible securities (as a % of diluted share capital) (XII)=(VII)+(X) As a % of (A+B+C2)	Number of Locked in shares (XIII)		Number of Shares pledged (XIV)		Non-Disposal Undertaking (XV)		Other encumbrances, if any (XVI)		Total Number of Shares encumbered (XVII) = (XIV+XV+XVI)		Number of equity shares held in dematerialized form (XVIII)
							No of Voting Rights		Total as a % of (A+B+C)				No. (a)	As a % of total shares held (b)	No. (a)	As a % of total shares held (b)	No. (a)	As a % of total shares held (b)	No. (a)	As a % of total shares held (b)	No. (a)	As a % of total shares held (b)	
							Class Equity x	Class Other s y															
Promoter & Promoter Group	12	31882000	0	0	31882000	56.7094	31882000	0	31882000	56.7094	0	0.0000	0	0.0000	0	0.0000							31882000
Public	34990	24338000	0	0	24338000	43.2906	24338000	0	24338000	43.2906	0	0.0000	0	0.0000	NA	NA							0
Non Promoter-Non Public	0	0	0	0	0	0	0	0	0	0.0000	0	0.0000	NA	NA									0
Shares underlying DRs	0	0	0	0	0	0	0	0	0	0.0000	0	0.0000	NA	NA									0
Shares held by Employee Trusts	0	0	0	0	0	0	0	0	0	0.0000	0	0.0000											56220000
<b>Total</b>	<b>35002</b>	<b>56220000</b>	<b>0</b>	<b>0</b>	<b>56220000</b>		<b>56220000</b>	<b>0</b>	<b>56220000</b>	<b>100.0000</b>	<b>0</b>	<b>0.0000</b>											




Table II - STATEMENT SHOWING SHAREHOLDING PATTERN OF THE PROMOTER AND PROMOTER GROUP

Category & Name of the shareholders (I)	Entity Type promoter or promoter group (promoter group would exclude promoters) (II)	No of Share holders (IV)	No of fully paid up equity Shares held (V)	Partly paid-up equity Share held (VI)	No. of shares underlying Depository Receipts (VII)	Total nos. shares held (VIII)=(V)+(VI)+(VII)	Shareholding % calculated as per SCRR,1957 As a % of (A+B+C2) (IX)	Number of Voting Rights held in each class of securities (X)			No. of Shares Underlying Outstanding convertible securities (including Warrants, ESOP etc.) (XI)	Total No of shares on fully diluted basis (including warrants, ESOP, Convertible Securities etc.) (XII)=(VIII)+(XI)	Total Shareholding, as a % assuming full conversion of convertible securities( as a % of diluted share capital) (XIII)=(VII)+(XII) As a % of (A+B+C2)	Number of Locked in shares (XIV)		Number of Shares pledged (XV)		Non-Disposal Undertaking (XVI)		Other encumbrances, if any (XVII)		Total Number of shares encumbered (XVIII)=(XV)+(XVI)+(XVII)		Number of equity shares held in dematerialized form (XIX)			
								No of Voting Rights						Total as a % of (A+B+C)	No. (a)	As a % of total shares held (b)	No. (a)	As a % of total shares held (b)	No. (a)	As a % of total shares held (b)	No. (a)	As a % of total shares held (b)	No. (a)		As a % of total shares held (b)		
								Class Equity	Class Others	Total																	
<b>1 Indian</b>																											
	PRASHAM NOLAKHA		1	1000	0	0	1000	0.0018	1000	0	1000	0.0018	0	1000	0.0018	0	0.0000	0	0.0000							1000	
	ANANYA NOLKHA		1	2000	0	0	2000	0.0036	2000	0	2000	0.0036	0	2000	0.0036	0	0.0000	0	0.0000							2000	
	<b>Total</b>		<b>2</b>	<b>3000</b>	<b>0</b>	<b>0</b>	<b>3000</b>	<b>0.0053</b>	<b>3000</b>	<b>0</b>	<b>3000</b>	<b>0.0053</b>	<b>0</b>	<b>3000</b>	<b>0.0053</b>	<b>0</b>	<b>0.0000</b>	<b>0</b>	<b>0.00</b>							<b>3000</b>	
<b>(a) Individuals/Hindu undivided Family</b>																											
	RATAN LAL NOLKHA HUF	Promoter Group	1	1664000	0	0	1664000	2.9598	1664000	0	1664000	2.9598	0	1664000	2.9598	0	0.0000	0	0.0000								1664000
	DINESH NOLKHA	Promoter Group	1	360000	0	0	360000	0.6403	360000	0	360000	0.6403	0	360000	0.6403	0	0.0000	0	0.0000								360000
	NITIN NOLAKHA		1	205000	0	0	205000	0.3646	205000	0	205000	0.3646	0	205000	0.3646	0	0.0000	0	0.0000								205000
	DINESH NOLKHA	Promoter	1	1190000	0	0	1190000	2.1167	1190000	0	1190000	2.1167	0	1190000	2.1167	0	0.0000	0	0.0000								1190000
	KRISHNA NOLKHA	Promoter Group	1	270000	0	0	270000	0.4803	270000	0	270000	0.4803	0	270000	0.4803	0	0.0000	0	0.0000								270000
	SUSHILA DEVI NOLKHA		1	7800000	0	0	7800000	13.8741	7800000	0	7800000	13.8741	0	7800000	13.8741	0	0.0000	0	0.0000								7800000
	NITIN NOLAKHA	Promoter	1	1850000	0	0	1850000	3.2906	1850000	0	1850000	3.2906	0	1850000	3.2906	0	0.0000	0	0.0000								1850000
	RANJEETA NOLAKHA	Promoter Group	1	190000	0	0	190000	0.3380	190000	0	190000	0.3380	0	190000	0.3380	0	0.0000	0	0.0000								190000
	PRATYUSH NOLAKHA	Promoter Group	1	260000	0	0	260000	0.4625	260000	0	260000	0.4625	0	260000	0.4625	0	0.0000	0	0.0000								260000
	<b>Total</b>		<b>9</b>	<b>13789000</b>	<b>0</b>	<b>0</b>	<b>13789000</b>	<b>24.5269</b>	<b>13789000</b>	<b>0</b>	<b>13789000</b>	<b>24.5269</b>	<b>0</b>	<b>13789000</b>	<b>24.5269</b>	<b>0</b>	<b>0.0000</b>	<b>0</b>	<b>0.00</b>							<b>13789000</b>	
<b>(b) Central Government/ State Government(s)</b>																											
			0	0	0	0	0	0.0000	0	0	0	0.0000	0	0	0.0000	0	0.0000	0	0.0000								0
	<b>Total</b>		<b>0</b>	<b>0</b>	<b>0</b>	<b>0</b>	<b>0</b>	<b>0.0000</b>	<b>0</b>	<b>0</b>	<b>0</b>	<b>0.0000</b>	<b>0</b>	<b>0</b>	<b>0.0000</b>	<b>0</b>	<b>0.0000</b>	<b>0</b>	<b>0.00</b>							<b>0</b>	
<b>(c) Financial Institutions/Banks</b>																											
			0	0	0	0	0	0.0000	0	0	0	0.0000	0	0	0.0000	0	0.0000	0	0.0000								0
	<b>Total</b>		<b>0</b>	<b>0</b>	<b>0</b>	<b>0</b>	<b>0</b>	<b>0.0000</b>	<b>0</b>	<b>0</b>	<b>0</b>	<b>0.0000</b>	<b>0</b>	<b>0</b>	<b>0.0000</b>	<b>0</b>	<b>0.0000</b>	<b>0</b>	<b>0.00</b>							<b>0</b>	
<b>(d) Any Other(BODIES CORPORATE)</b>																											
	REDIAL TRADING AND INVESTMENT PRIVATE LIMITED	Promoter	1	18090000	0	0	18090000	32.1772	18090000	0	18090000	32.1772	0	18090000	32.1772	0	0.0000	0	0.0000								18090000
	<b>Total</b>		<b>1</b>	<b>18090000</b>	<b>0</b>	<b>0</b>	<b>18090000</b>	<b>32.1772</b>	<b>18090000</b>	<b>0</b>	<b>18090000</b>	<b>32.1772</b>	<b>0</b>	<b>18090000</b>	<b>32.1772</b>	<b>0</b>	<b>0.0000</b>	<b>0</b>	<b>0.00</b>							<b>18090000</b>	
	<b>Sub-Total (A)1</b>		<b>12</b>	<b>31882000</b>	<b>0</b>	<b>0</b>	<b>31882000</b>	<b>56.7094</b>	<b>31882000</b>	<b>0</b>	<b>31882000</b>	<b>56.7094</b>	<b>0</b>	<b>31882000</b>	<b>56.7094</b>	<b>0</b>	<b>0.0000</b>	<b>0</b>	<b>0.00</b>							<b>31882000</b>	
<b>2 Foreign</b>																											
<b>(a) Individuals(Non-Resident Individuals/Foreign Individuals)</b>																											
			0	0	0	0	0	0.0000	0	0	0	0.0000	0	0	0.0000	0	0.0000	0	0.0000								0
	<b>Total</b>		<b>0</b>	<b>0</b>	<b>0</b>	<b>0</b>	<b>0</b>	<b>0.0000</b>	<b>0</b>	<b>0</b>	<b>0</b>	<b>0.0000</b>	<b>0</b>	<b>0</b>	<b>0.0000</b>	<b>0</b>	<b>0.0000</b>	<b>0</b>	<b>0.00</b>							<b>0</b>	
<b>(c) Institutions</b>																											
			0	0	0	0	0	0.0000	0	0	0	0.0000	0	0	0.0000	0	0.0000	0	0.0000								0
	<b>Total</b>		<b>0</b>	<b>0</b>	<b>0</b>	<b>0</b>	<b>0</b>	<b>0.0000</b>	<b>0</b>	<b>0</b>	<b>0</b>	<b>0.0000</b>	<b>0</b>	<b>0</b>	<b>0.0000</b>	<b>0</b>	<b>0.0000</b>	<b>0</b>	<b>0.00</b>							<b>0</b>	
	<b>Sub-Total (A)2</b>		<b>0</b>	<b>0</b>	<b>0</b>	<b>0</b>	<b>0</b>	<b>0.0000</b>	<b>0</b>	<b>0</b>	<b>0</b>	<b>0.0000</b>	<b>0</b>	<b>0</b>	<b>0.0000</b>	<b>0</b>	<b>0.0000</b>	<b>0</b>	<b>0.00</b>							<b>0</b>	
	<b>Total Shareholding of Promoters</b>		<b>12</b>	<b>31882000</b>	<b>0</b>	<b>0</b>	<b>31882000</b>	<b>56.7094</b>	<b>31882000</b>	<b>0</b>	<b>31882000</b>	<b>56.7094</b>	<b>0</b>	<b>31882000</b>	<b>56.7094</b>	<b>0</b>	<b>0.0000</b>	<b>0</b>	<b>0.00</b>							<b>31882000</b>	






Table IV - STATEMENT SHOWING SHAREHOLDING PATTERN OF THE NON PROMOTER - NON PUBLIC SHAREHOLDER

Category & Name of the shareholders (I)	No. of Share holders (III)	No. of fully paid up equity Share held (IV)	Partly paid-up equity Share held (V)	No. s of shares underlying Depository Receipts (VI)	Total no. shares held (VII)= (IV)+(V)+(VI)	Shareholdin g % calculated as per SCRR, 1957) As a % of (A+B+C2) (VIII)	Number of Votting Rights held in each class of securities (IX)			No. of Shares Underlying Outstanding convertible securities (including Warrants, ESOP, etc.) (X)	Total No. of shares on fully diluted basis (including warrants, ESOP, Convertible Securities etc.) (XI)=(VII+X)	Total Shareholding, as a % assuming full conversion of convertible securities( as a % of diluted share capital) (XII)	Number of Locked in shares (XIII)		Number of Shares pledged (XIV)		Non-Disposal Undertaking (XV)		Other encumbrances, if any (XVI)		Total Number of Shares encumbered (XVII)=(XIV+XV+XVI)		Number of equity shares held in dematerialized form (XVIII)		
							No of Voting Rights		Total as a % of (A+B+C)				No. (a)	As a % of total shares held (b)	No. (a)	As a % of total shares held (b)	No. (a)	As a % of total shares held (b)	No. (a)	As a % of total shares held (b)	No. (a)	As a % of total shares held (b)		No. (a)	As a % of total shares held (b)
							Class Equity	Class Others																	
						0.0000	0	0	0	0.0000	0	0.0000	0	0.0000	NA	NA							0		
						0.0000	0	0	0	0.0000	0	0.0000	0	0.0000	NA	NA							0		
<b>Total Non Promoter- Non Public Shareholding (C)=(C)(1)+(C)(2)</b>						0.0000	0	0	0	0.0000	0	0.0000	0	0.0000	NA	NA							0		



**Significant Beneficial Owners**

Sr. No.	Details of the SBO					Details of the registered owner					Details of holding/ exercise of right of the SBO in the reporting company, whether direct or indirect*:					Date of creation / acquisition of significant beneficial interest
	Name	PAN	Passport No. in case of a foreign national	Nationality	Nationality (Applicable in case of Any other is selected)	Name	PAN	Passport No. in case of a foreign national	Nationality	Nationality (Applicable in case of Any other is selected)	Shares	Voting rights	Rights on distributable dividend or any other distribution	Exercise of control	Exercise of significant influence	
1	DINESH NOLKHA	AAJPN4579N		India		RATAN LAL NOLKHA HUF	AABHR2074Q		India		2.95			No	Yes	01/05/2019
<b>Total:</b>											<b>2.95</b>	<b>0</b>	<b>0</b>			
2	PRATYUSH NOLAKHA	AMVFN2421K		India		REDIAL TRADING AND INVESTMENT PVT LTD	AAACR7077H		India		32.63			No	Yes	18/06/2025
<b>Total:</b>											<b>32.63</b>	<b>0</b>	<b>0</b>			
3	DINESH NOLKHA	AAJPN4579N		India		REDIAL TRADING AND INVESTMENT PVT LTD	AAACR7077H		India		2.11			No	Yes	01/05/2019
4	DINESH NOLKHA	AAJPN4579N		India		DINESH NOLKHA HUF	AAEHD7954C		India		0.64			No	No	15/11/2004
<b>Total:</b>											<b>38.33</b>	<b>0</b>	<b>0</b>			
5	KRISHNA NOLKHA	AAJPN4588R		India		REDIAL TRADING AND INVESTMENT PVT LTD	AAACR7077H		India		0.48			No	Yes	01/05/2019
<b>Total:</b>											<b>0.48</b>	<b>0</b>	<b>0</b>			
6	NITIN NOLAKHA	ABEPN3269K		India		REDIAL TRADING AND INVESTMENT PVT LTD	AAACR7077H		India		3.29			No	Yes	01/05/2019
7	NITIN NOLAKHA	ABEPN3269K		India		NITIN NOLAKHA HUF	AAEHN9279E		India		0.36			No	No	11/02/2011
<b>Total:</b>											<b>3.65</b>	<b>0</b>	<b>0</b>			
8	RANJEE TA NOLKHA	AMJPS8382C		India		REDIAL TRADING AND INVESTMENT PVT LTD	AAACR7077H		India		0.33			No	Yes	01/05/2019
<b>Total:</b>											<b>0.33</b>	<b>0</b>	<b>0</b>			



**Table VI - Statement showing foreign ownership limits**

Particular	Approved limits (%)	Limits utilized (%)
As on shareholding date	100.00	1.95
As on the end of previous 1st quarter	100.00	1.94
As on the end of previous 2nd quarter	100.00	1.87
As on the end of previous 3rd quarter	100.00	1.78
As on the end of previous 4th quarter	100.00	1.96

**Notes :-**

- 1) "Approved Limits (%)" means the limit approved by Board of Directors / shareholders of the Listed entity. In case the listed entity has no Board approved limit, provide details of sectoral / statutory cap prescribed by Government / Regulatory Authorities
- 2) Details of Foreign ownership includes foreign ownership / investments as specified in Rule 2(s) of the Foreign Exchange Management (Non-debt Instruments) Rules, 2019, made under the Foreign Exchange Management Act, 1999.

